

Appendix C

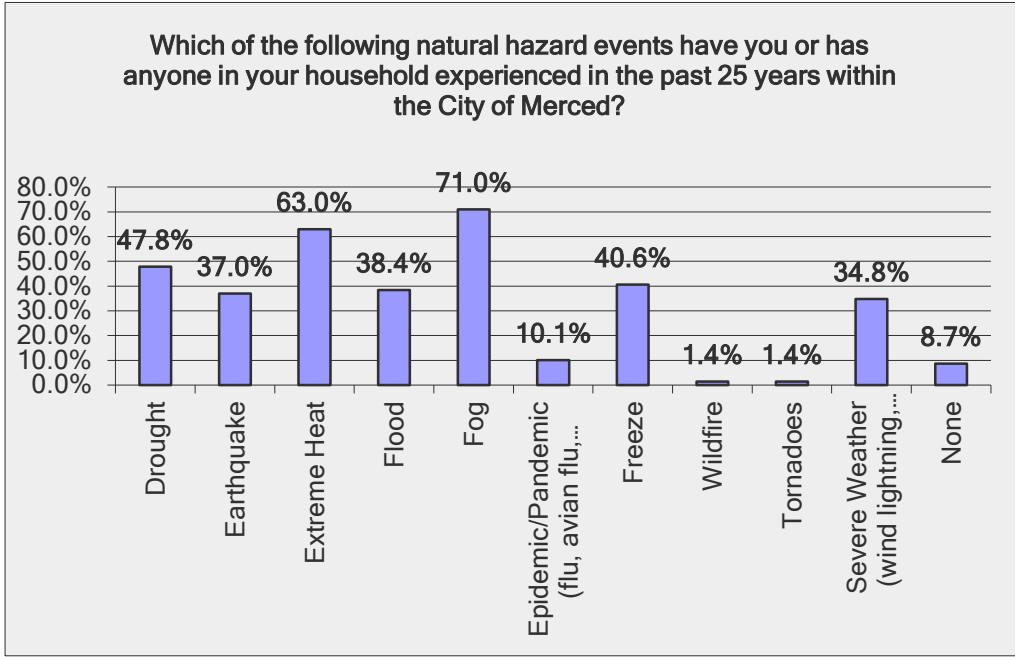
Community Hazards Public Survey

The planning process included participation of representatives from local government agencies and departments, stakeholder groups, and the general public. Public involvement helps to ensure that citizens understand what the community is doing on their behalf, and provides an opportunity for input on community vulnerabilities and mitigation activities that will inform the plan’s content. Additionally, outreach efforts help to educate the public about hazards and risks in the community, types of activities to mitigate those risks, and how these impact them.

A Community Survey was created with 30 questions requesting public feedback and input to assist in creating a safer community. The survey was placed on the City’s webpage, advertised in the media, utility billing, e-mail blasts to the Disaster Council and stakeholders, the Golden Valley Health Centers newsletter that serves over 250 residents, and distributed at all public outreach events resulting in 138 responses illustrated on the following pages.

Natural Hazard Community Awareness Survey
Question #1

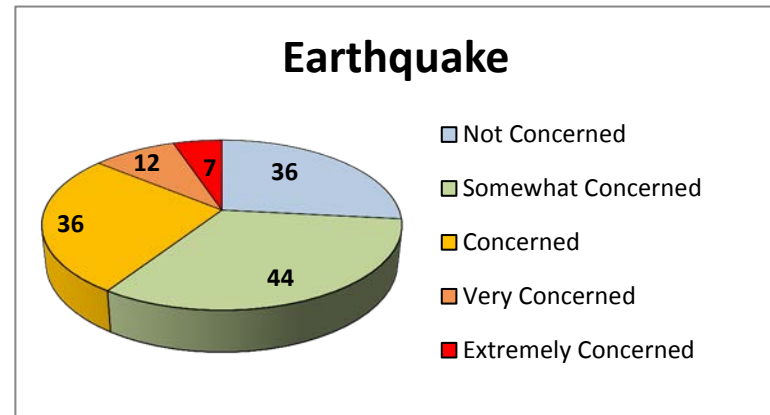
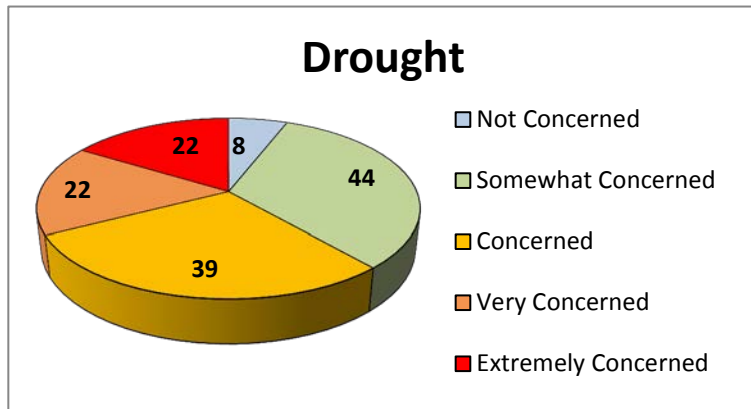
| Which of the following natural hazard events have you or has anyone in your household experienced in the past 25 years within the City of Merced? | | |
|---|------------------|----------------|
| Answer Options | Response Percent | Response Count |
| Drought | 47.8% | 66 |
| Earthquake | 37.0% | 51 |
| Extreme Heat | 63.0% | 87 |
| Flood | 38.4% | 53 |
| Fog | 71.0% | 98 |
| Epidemic/Pandemic (flu, avian flu, H1N1, West Nile) | 10.1% | 14 |
| Freeze | 40.6% | 56 |
| Wildfire | 1.4% | 2 |
| Tornadoes | 1.4% | 2 |
| Severe Weather (wind lightning, winter storm, etc.) | 34.8% | 48 |
| None | 8.7% | 12 |
| Other (please specify) | | 1 |
| answered question | | 138 |
| skipped question | | 0 |



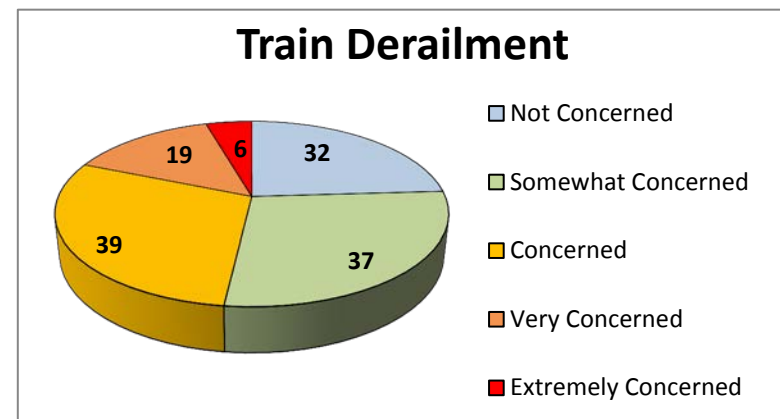
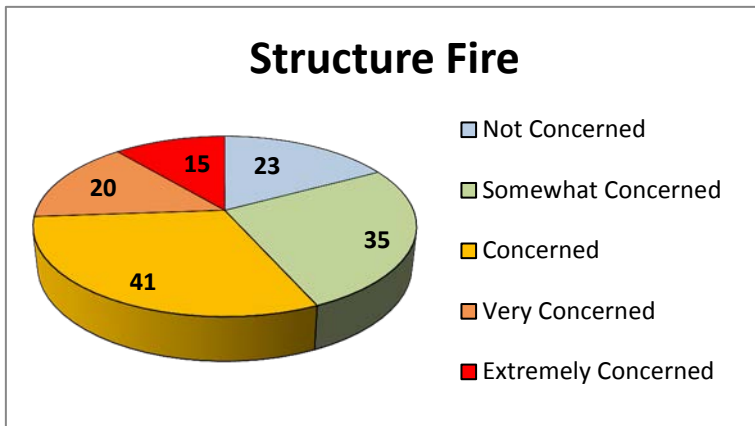
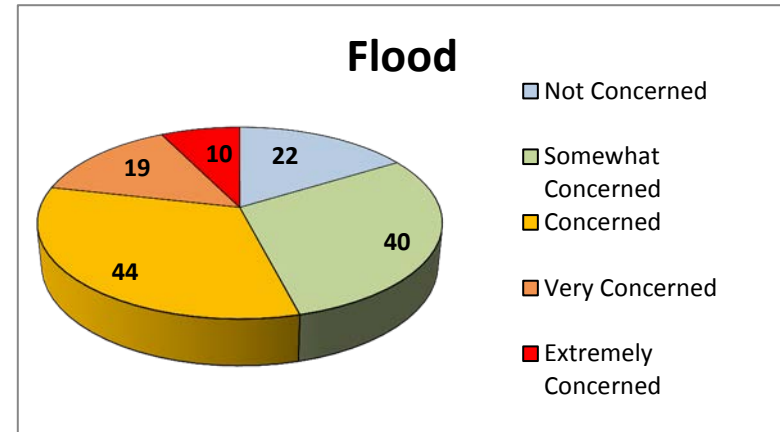
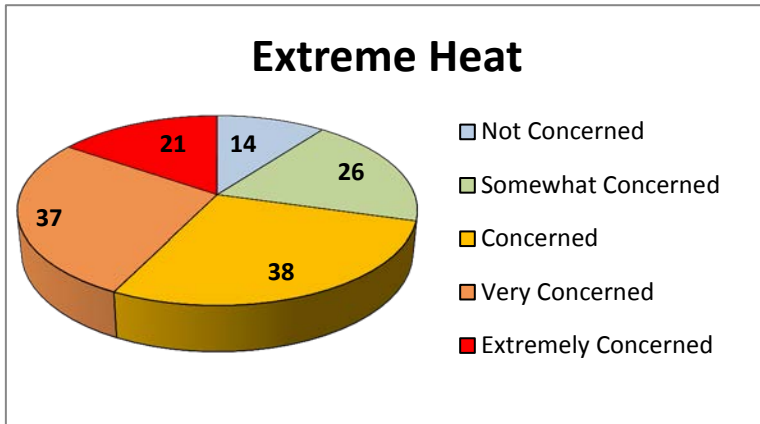
| Other (please specify) | |
|------------------------|------|
| 1 | Snow |

Natural Hazard Community Awareness Survey - Question #2

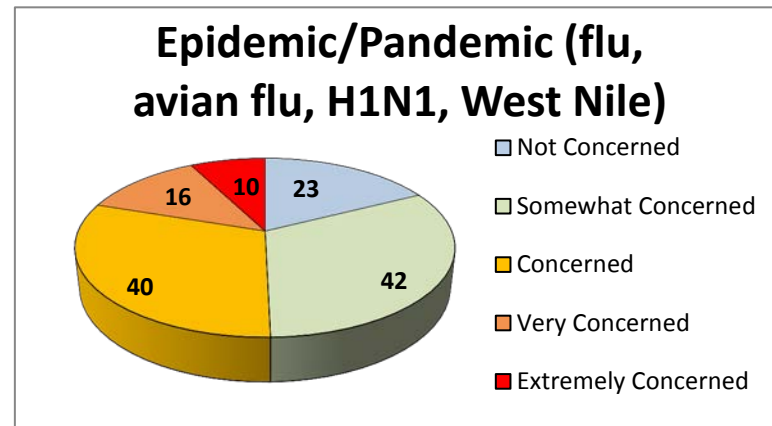
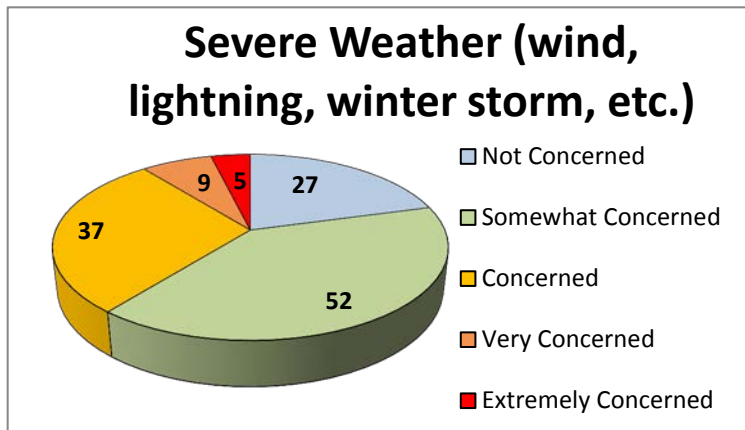
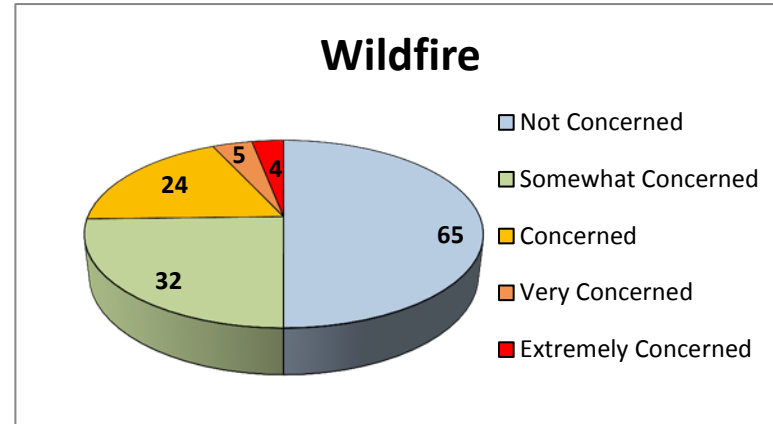
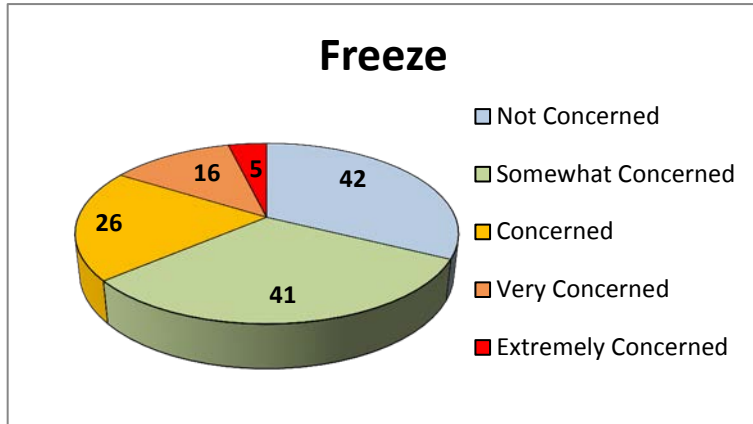
| How concerned are you about the following natural hazards in the City of Merced? | | | | | | |
|--|---------------|--------------------|-----------|----------------|---------------------|----------------|
| Answer Options | Not Concerned | Somewhat Concerned | Concerned | Very Concerned | Extremely Concerned | Response Count |
| Drought | 8 | 44 | 39 | 22 | 22 | 135 |
| Earthquake | 36 | 44 | 36 | 12 | 7 | 135 |
| Extreme Heat | 14 | 26 | 38 | 37 | 21 | 136 |
| Flood | 22 | 40 | 44 | 19 | 10 | 134 |
| Structure Fire | 23 | 35 | 41 | 20 | 15 | 133 |
| Train Derailment | 32 | 37 | 39 | 19 | 6 | 133 |
| Freeze | 42 | 41 | 26 | 16 | 5 | 130 |
| Wildfire | 65 | 32 | 24 | 5 | 4 | 130 |
| Severe Weather (wind, lightning, winter storm, etc.) | 27 | 52 | 37 | 9 | 5 | 130 |
| Epidemic/Pandemic (flu, avian flu, H1N1, West Nile) | 23 | 42 | 40 | 16 | 10 | 131 |
| <i>answered question</i> | | | | | | 137 |
| <i>skipped question</i> | | | | | | 1 |



Natural Hazard Community Awareness Survey - Question #2

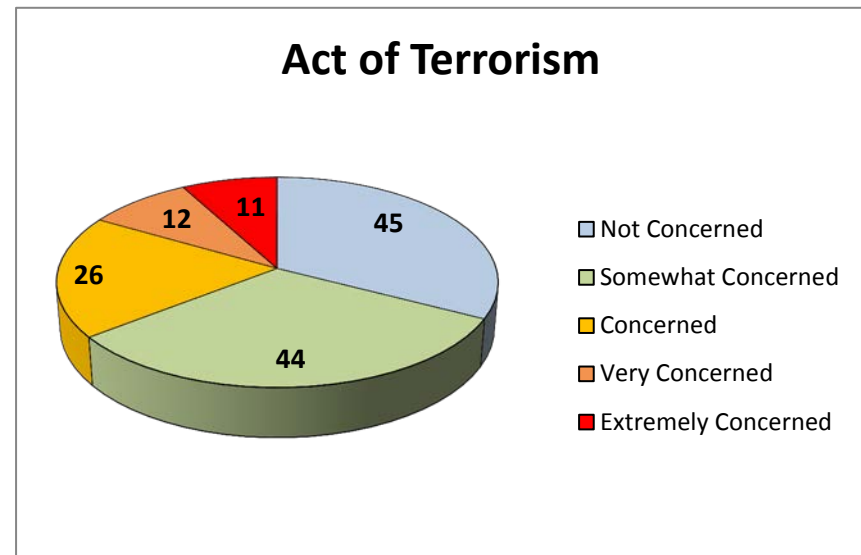
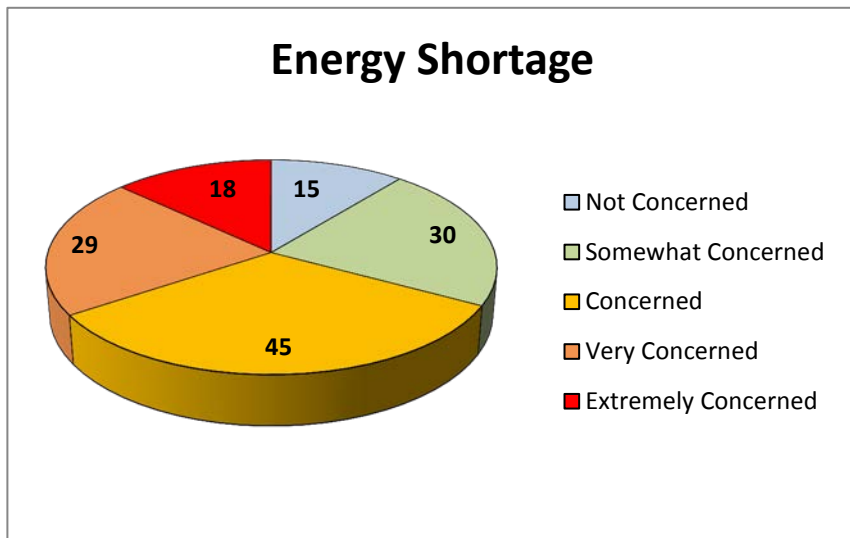


Natural Hazard Community Awareness Survey - Question #2



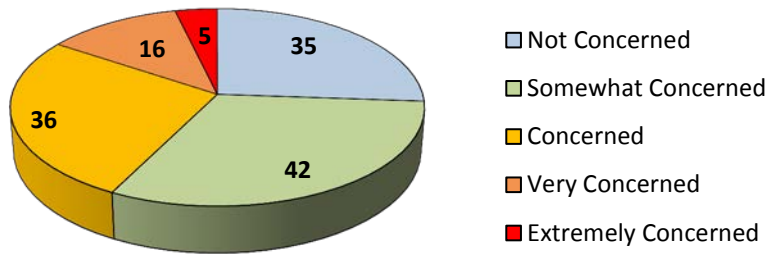
Natural Hazard Community Awareness Survey - Question #3

| How concerned are you about the following man-made hazards in the City of Merced? | | | | | | |
|---|---------------|--------------------|-----------|----------------|---------------------|----------------|
| Answer Options | Not Concerned | Somewhat Concerned | Concerned | Very Concerned | Extremely Concerned | Response Count |
| Energy Shortage | 15 | 30 | 45 | 29 | 18 | 137 |
| Act of Terrorism | 45 | 44 | 26 | 12 | 11 | 138 |
| Gasoline Explosion | 35 | 42 | 36 | 16 | 5 | 134 |
| Hazardous Materials Release | 23 | 30 | 43 | 20 | 17 | 133 |
| Other Human-Caused Hazard (civil unrest; data or telecommunications; explosion; infrastructure/utility failure/jail event; urban fire; technological failure; transportation incident including train and airplane; unexploded munitions; arson/commercial fire and others) | 20 | 40 | 42 | 17 | 16 | 135 |
| <i>answered question</i> | | | | | | 138 |
| <i>skipped question</i> | | | | | | 0 |

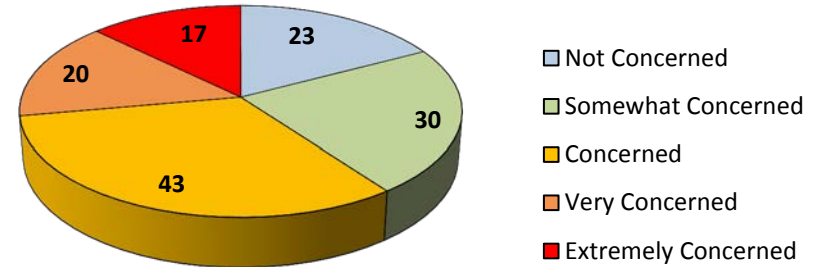


Natural Hazard Community Awareness Survey - Question #3

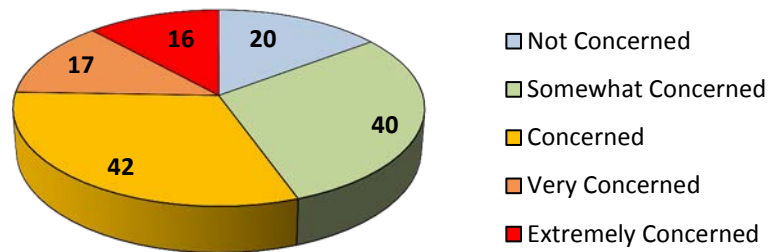
Gasoline Explosion



Hazardous Materials Release

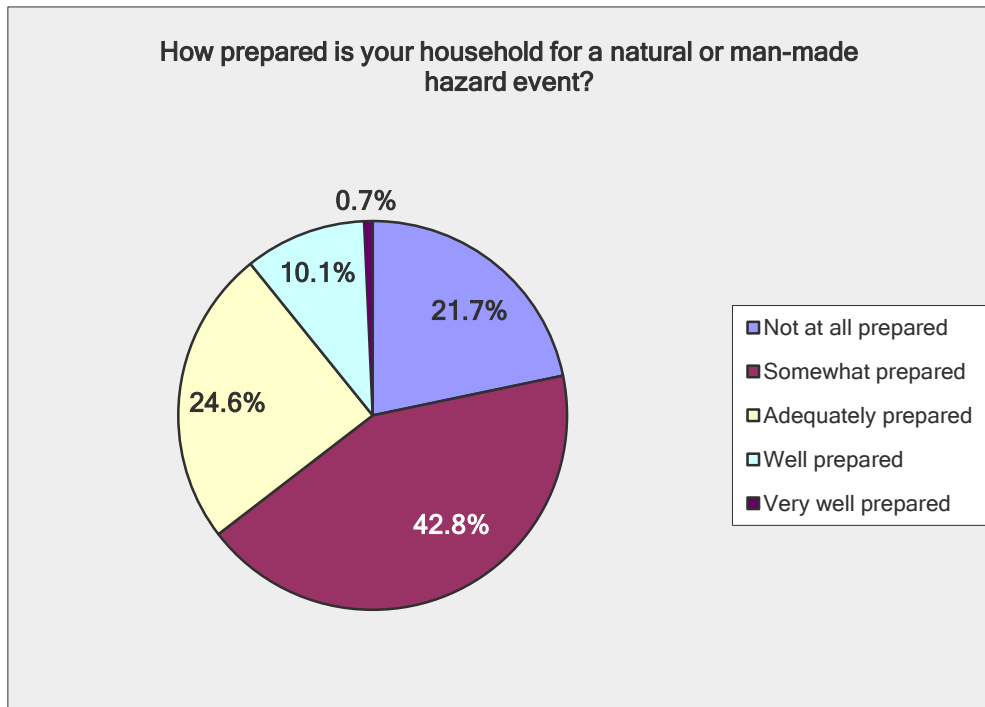


Other Human-Caused Hazard

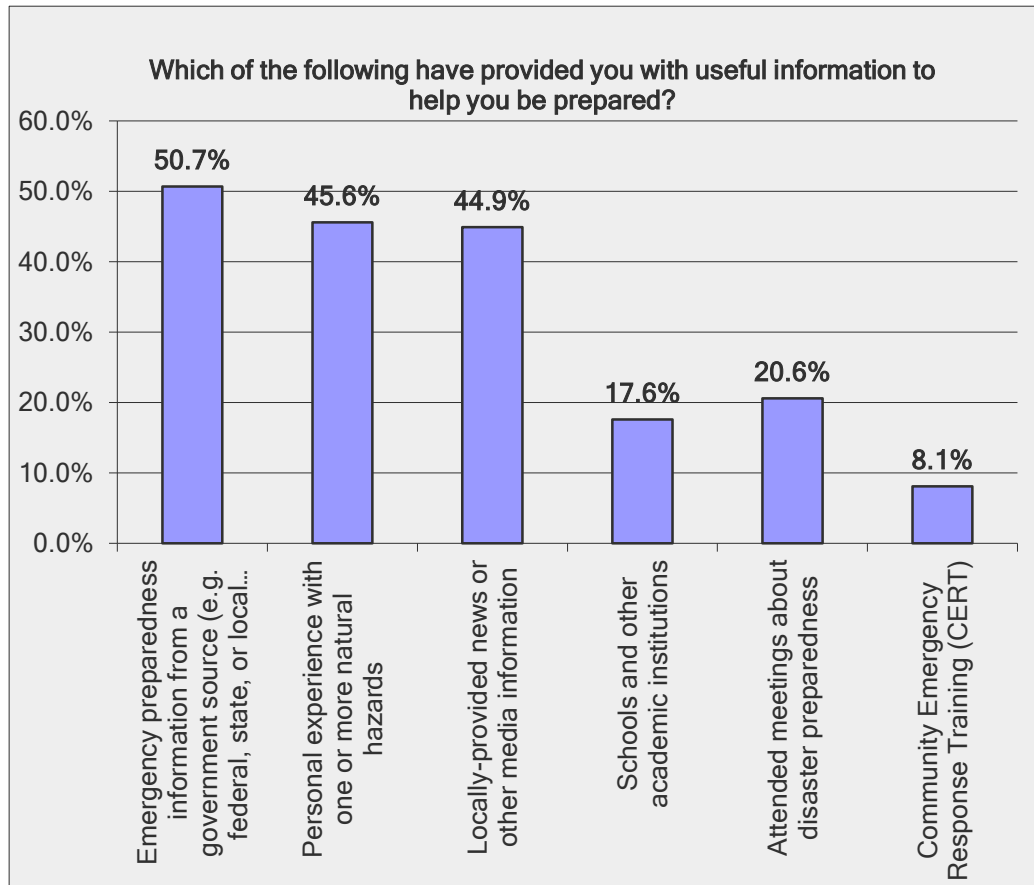


Natural Hazard Community Awareness Survey
Question #4

| How prepared is your household for a natural or man-made hazard event? | | |
|--|------------------|----------------|
| Answer Options | Response Percent | Response Count |
| Not at all prepared | 21.7% | 30 |
| Somewhat prepared | 42.8% | 59 |
| Adequately prepared | 24.6% | 34 |
| Well prepared | 10.1% | 14 |
| Very well prepared | 0.7% | 1 |
| answered question | | 138 |
| skipped question | | 0 |



Natural Hazard Community Awareness Survey
Question 5



| Which of the following have provided you with useful information to help you be prepared? | | |
|--|------------------|----------------|
| Answer Options | Response Percent | Response Count |
| Emergency preparedness information from a government source (e.g. federal, state, or local emergency management) | 50.7% | 69 |
| Personal experience with one or more natural hazards | 45.6% | 62 |
| Locally-provided news or other media information | 44.9% | 61 |
| Schools and other academic institutions | 17.6% | 24 |
| Attended meetings about disaster preparedness | 20.6% | 28 |
| Community Emergency Response Training (CERT) | 8.1% | 11 |
| Other (please specify) - See Responses - Next Page | | 19 |
| answered question | | 136 |
| skipped question | | 2 |

Natural Hazard Community Awareness Survey

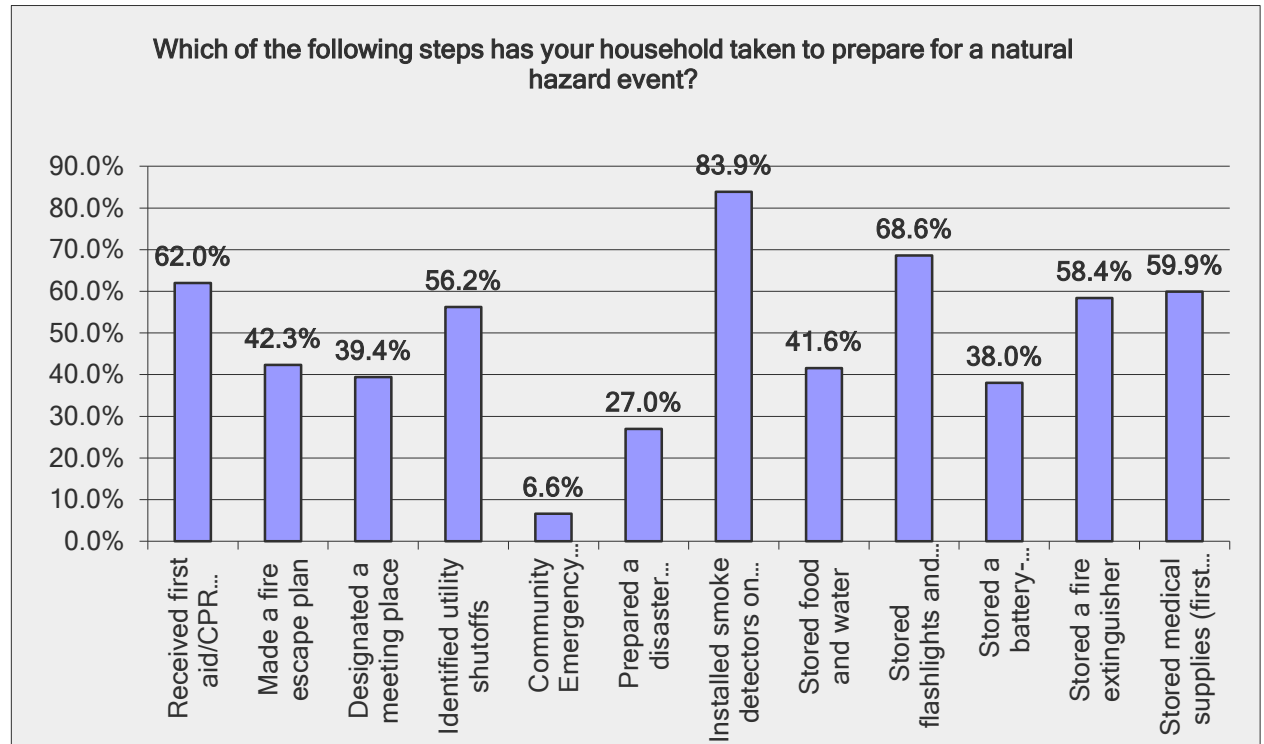
Question 5

| Other (please specify) | |
|------------------------|--|
| 1 | USAF: Chief, Disaster Preparedness/Air Base Survivability, Clark AB, Philippines |
| 2 | Monthly 'City of Merced' Water Bill and 'newsletter' |
| 3 | LDS Church is heavy on Preparedness |
| 4 | None |
| 5 | common sense |
| 6 | None |
| 7 | Red Cross |
| 8 | Actually none of the above. Why does this question "require an answer"? Fix your survey. |
| 9 | Retired Military - DP Training |
| 10 | Television Programs on how to be prepared for emergency situations |
| 11 | None. |
| 12 | American Red Cross |
| 13 | Non-government emergency preparedness websites. |
| 14 | Red Cross, Boy Scouts |
| 15 | 2nd Annual Disaster Management Initiative May 2011 NASA Ames rally |
| 16 | Church (LDS) I was also a Firefighter for Merced County |
| 17 | Boy Scouts and common sense |
| 18 | Health and Safety classes I take that are required to be a foster parent. |
| 19 | ICS - |

Natural Hazard Community Awareness Survey
 Question #6

| Which of the following steps has your household taken to prepare for a natural hazard event? | | |
|--|------------------|----------------|
| Answer Options | Response Percent | Response Count |
| Received first aid/CPR training | 62.0% | 85 |
| Made a fire escape plan | 42.3% | 58 |
| Designated a meeting place | 39.4% | 54 |
| Identified utility shutoffs | 56.2% | 77 |
| Community Emergency Response Training (CERT) | 6.6% | 9 |
| Prepared a disaster supply kit | 27.0% | 37 |
| Installed smoke detectors on each level of the house | 83.9% | 115 |
| Stored food and water | 41.6% | 57 |
| Stored flashlights and batteries | 68.6% | 94 |
| Stored a battery-powered radio | 38.0% | 52 |
| Stored a fire extinguisher | 58.4% | 80 |
| Stored medical supplies (first aid kit, medications) | 59.9% | 82 |
| Other (please specify) "See Responses Next Page" | | 6 |
| <i>answered question</i> | | 137 |
| <i>skipped question</i> | | 1 |

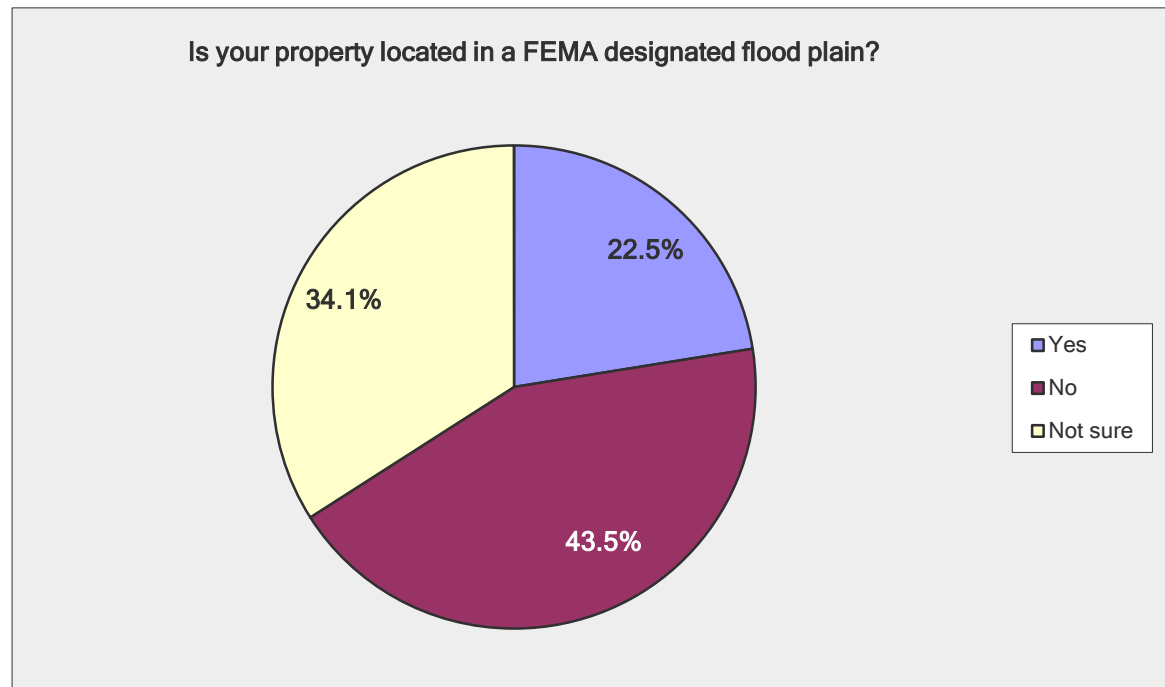
Natural Hazard Community Awareness Survey
Question #6



| Other (please specify) | |
|------------------------|--|
| 1 | none |
| 2 | cash |
| 3 | YIKES! We haven't done much of anything... |
| 4 | working on a disaster supply kit |
| 5 | none |
| 6 | I have a 72 hour kit and working of one year of Food and Water storage |

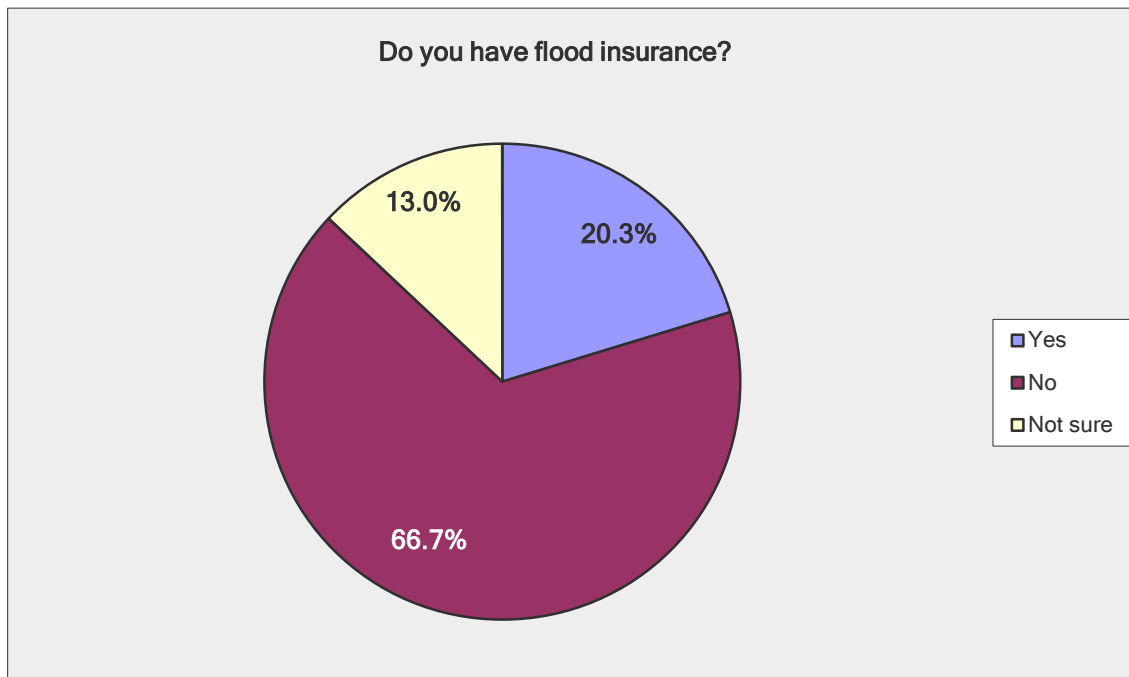
Natural Hazard Community Awareness Survey
Question #7

| Is your property located in a FEMA designated flood plain? | | |
|--|------------------|----------------|
| Answer Options | Response Percent | Response Count |
| Yes | 22.5% | 31 |
| No | 43.5% | 60 |
| Not sure | 34.1% | 47 |
| <i>answered question</i> | | 138 |
| <i>skipped question</i> | | 0 |



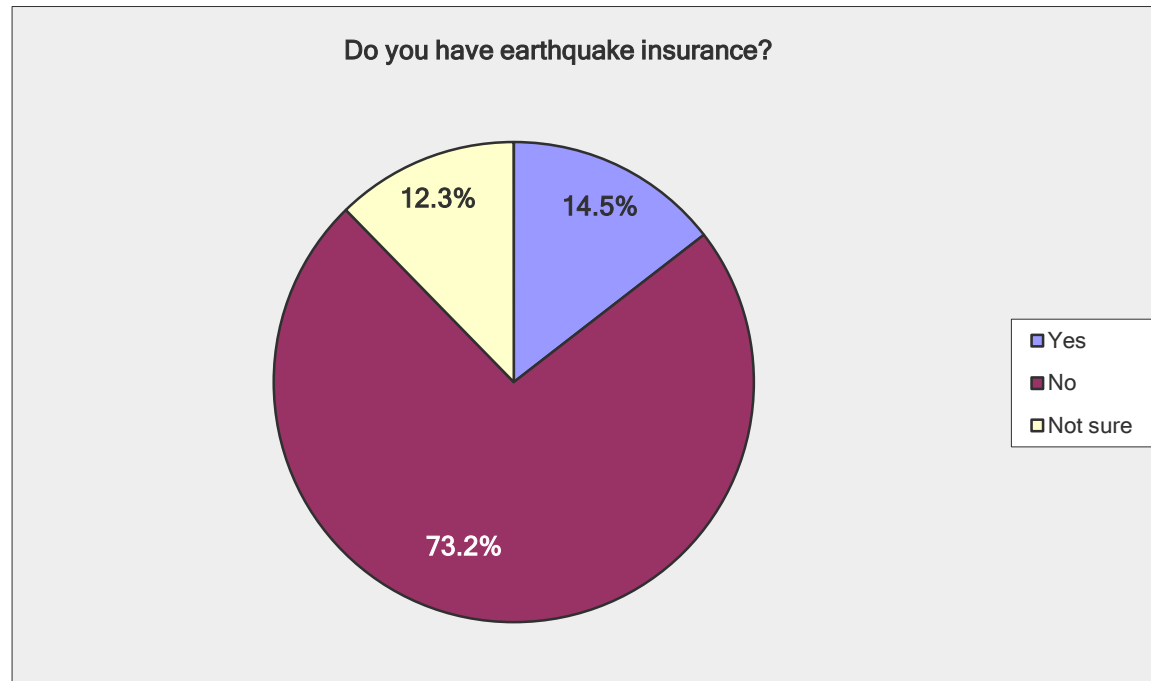
Natural Hazard Community Awareness Survey
Question #8

| Do you have flood insurance? | | |
|------------------------------|------------------|----------------|
| Answer Options | Response Percent | Response Count |
| Yes | 20.3% | 28 |
| No | 66.7% | 92 |
| Not sure | 13.0% | 18 |
| <i>answered question</i> | | 138 |
| <i>skipped question</i> | | 0 |



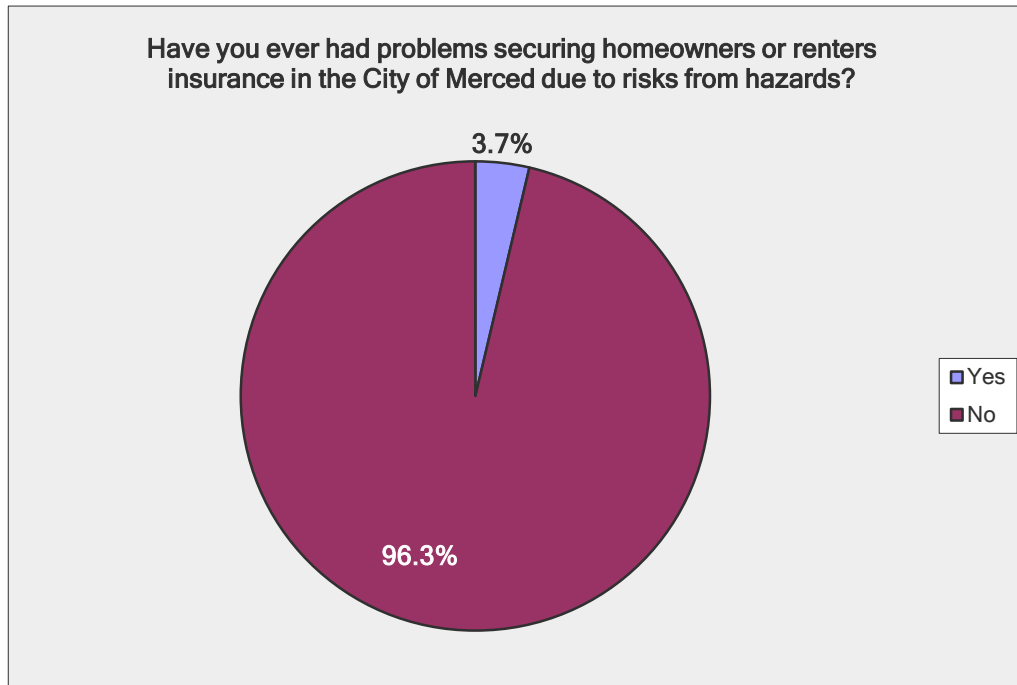
Natural Hazard Community Awareness Survey
Question #9

| Do you have earthquake insurance? | | |
|-----------------------------------|------------------|----------------|
| Answer Options | Response Percent | Response Count |
| Yes | 14.5% | 20 |
| No | 73.2% | 101 |
| Not sure | 12.3% | 17 |
| <i>answered question</i> | | 138 |
| <i>skipped question</i> | | 0 |



Natural Hazard Community Awareness Survey
Question #10

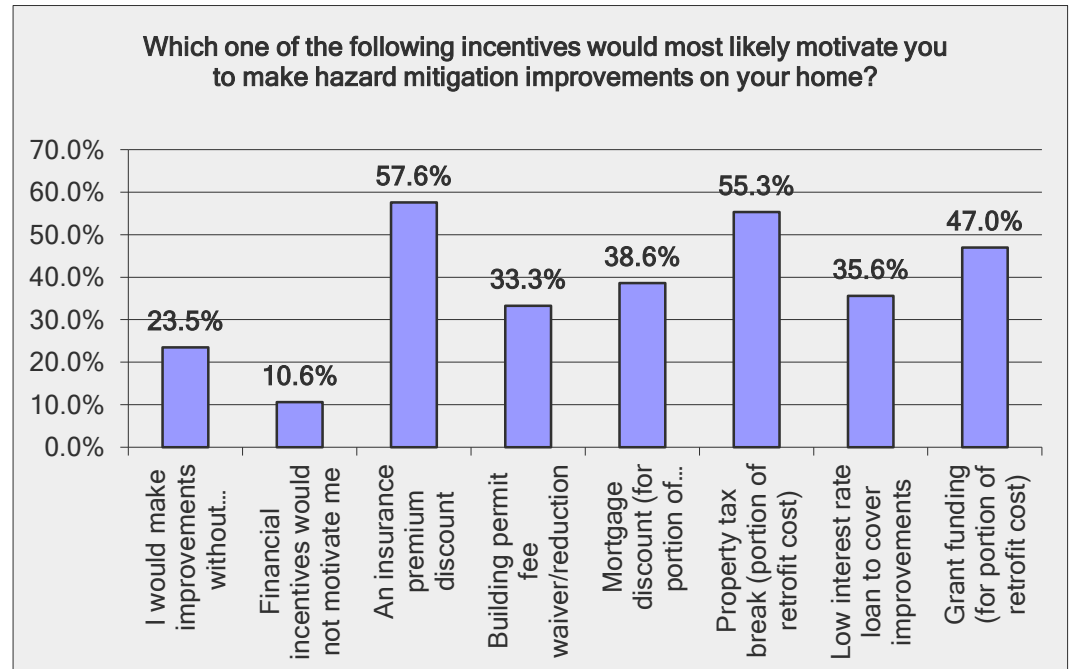
| Have you ever had problems securing homeowners or renters insurance in the City of Merced due to risks from hazards? | | |
|--|------------------|------------------------------|
| Answer Options | Response Percent | Response Count |
| Yes | 3.7% | 5 |
| No | 96.3% | 131 |
| If yes, what caused the difficulty? "See Responses Below" | | 4 |
| | | <i>answered question</i> 136 |
| | | <i>skipped question</i> 2 |



| If yes, what hazard caused the difficulty? | |
|--|-------------------|
| 1 | Have not applied |
| 2 | I rent |
| 3 | Fire & Theft |
| 4 | Flood, earthquake |

Natural Hazard Community Awareness Survey
Question #11

| Which one of the following incentives would most likely motivate you to make hazard mitigation improvements on your home? | | |
|---|------------------|----------------|
| Answer Options | Response Percent | Response Count |
| I would make improvements without incentives | 23.5% | 31 |
| Financial incentives would not motivate me | 10.6% | 14 |
| An insurance premium discount | 57.6% | 76 |
| Building permit fee waiver/reduction | 33.3% | 44 |
| Mortgage discount (for portion of retrofit cost) | 38.6% | 51 |
| Property tax break (portion of retrofit cost) | 55.3% | 73 |
| Low interest rate loan to cover improvements | 35.6% | 47 |
| Grant funding (for portion of retrofit cost) | 47.0% | 62 |
| Other (please specify) "See Responses Next Page" | | 9 |
| <i>answered question</i> | | 132 |
| <i>skipped question</i> | | 6 |

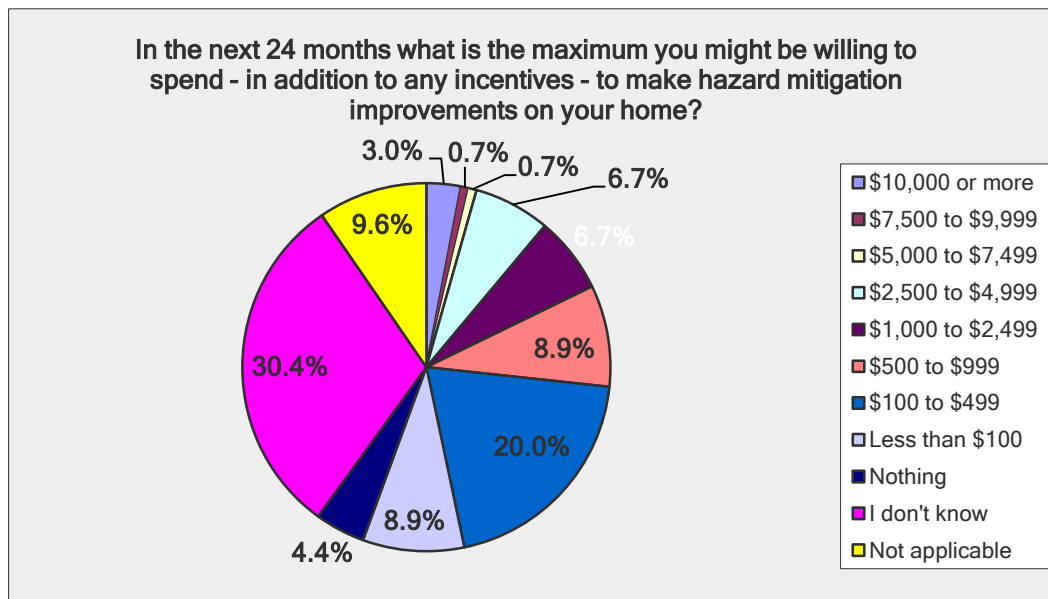


Natural Hazard Community Awareness Survey
Question #11

| Other (please specify) | |
|------------------------|--|
| 1 | I rent |
| 2 | Need financial assistance to make improvements and store supplies |
| 3 | NONE: Gov't Incentives = Handouts = Creating Dependency |
| 4 | We rent - up to landlord to provide |
| 5 | I'm a renter- so I'm not sure if this applies. |
| 6 | I do not own a house |
| 7 | What do you mean by "hazard mitigation improvements on my home"? Do you have suggestions? |
| 8 | What kind of improvements can be done at an individual property? This doesn't make sense. I don't think government should be spending (much) money for this. |
| 9 | however I rent |

Natural Hazard Community Awareness Survey
Question #12

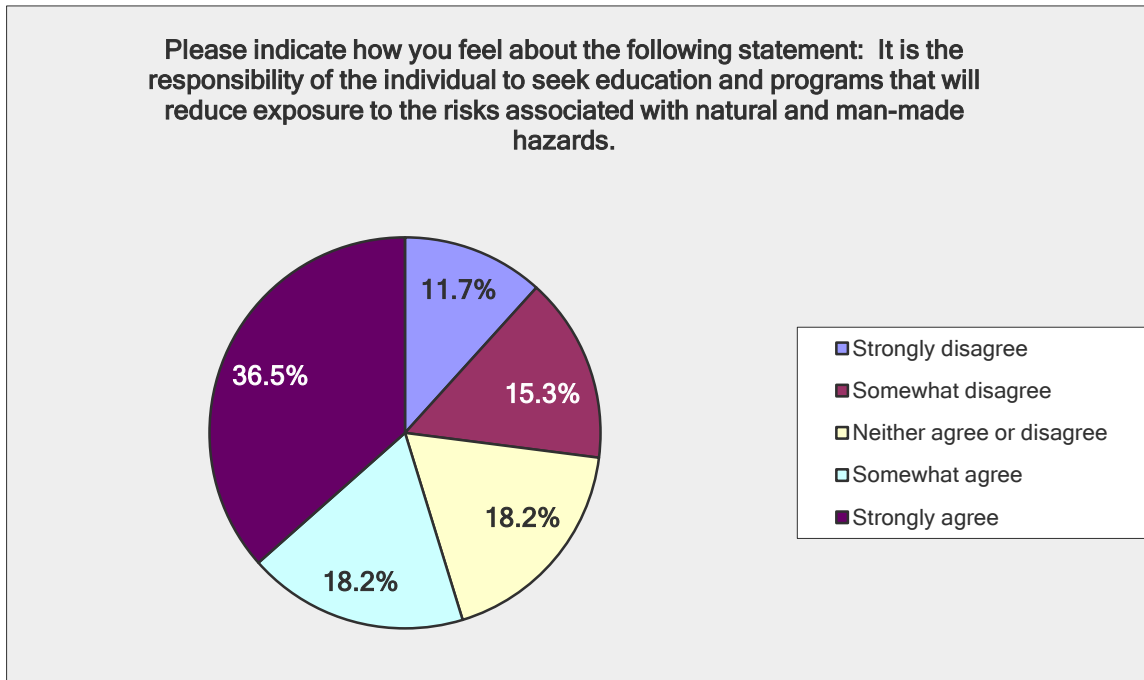
| In the next 24 months what is the maximum you might be willing to spend - in addition to any incentives - to make hazard mitigation improvements on your home? | | |
|--|------------------|----------------|
| Answer Options | Response Percent | Response Count |
| \$10,000 or more | 3.0% | 4 |
| \$7,500 to \$9,999 | 0.7% | 1 |
| \$5,000 to \$7,499 | 0.7% | 1 |
| \$2,500 to \$4,999 | 6.7% | 9 |
| \$1,000 to \$2,499 | 6.7% | 9 |
| \$500 to \$999 | 8.9% | 12 |
| \$100 to \$499 | 20.0% | 27 |
| Less than \$100 | 8.9% | 12 |
| Nothing | 4.4% | 6 |
| I don't know | 30.4% | 41 |
| Not applicable | 9.6% | 13 |
| <i>answered question</i> | | 135 |



Natural Hazard Community Awareness Survey
Question #13

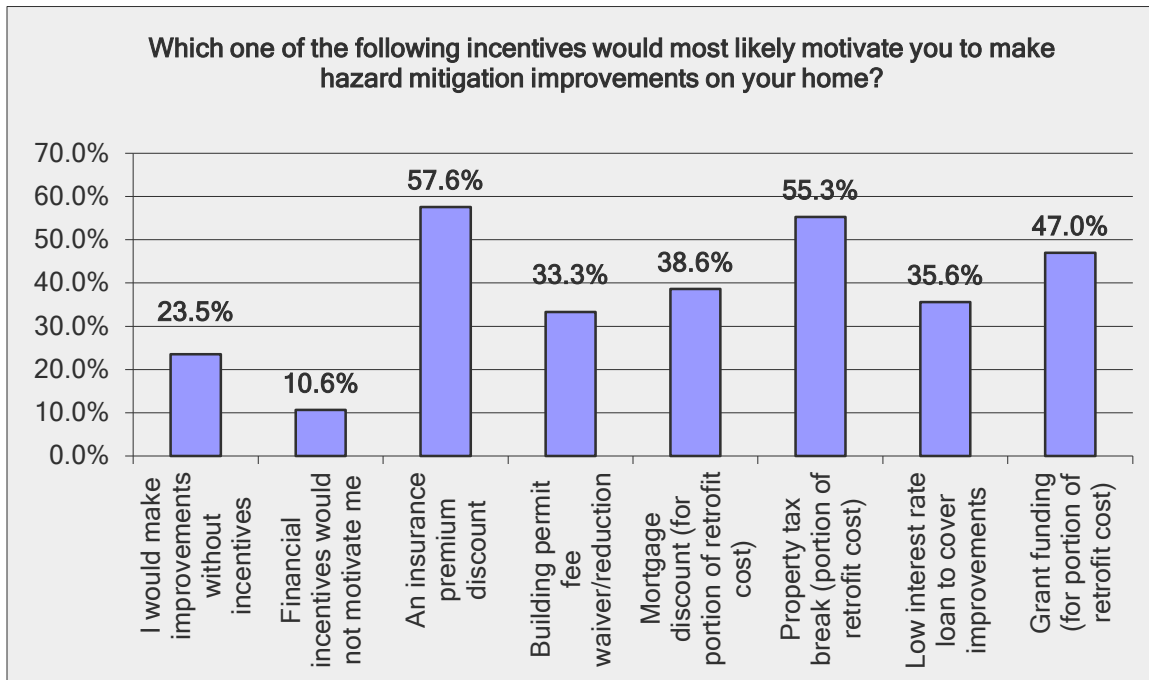
Please indicate how you feel about the following statement: It is the responsibility of the individual to seek education and programs that will reduce exposure to the risks associated with natural and man-made hazards.

| Answer Options | Response Percent | Response Count |
|---------------------------|------------------|----------------|
| Strongly disagree | 11.7% | 16 |
| Somewhat disagree | 15.3% | 21 |
| Neither agree or disagree | 18.2% | 25 |
| Somewhat agree | 18.2% | 25 |
| Strongly agree | 36.5% | 50 |
| <i>answered question</i> | | 137 |
| <i>skipped question</i> | | 1 |



Natural Hazard Community Awareness Survey
Question #14

| Which one of the following incentives would most likely motivate you to make hazard mitigation improvements on your home? | | |
|---|------------------|----------------|
| Answer Options | Response Percent | Response Count |
| I would make improvements without incentives | 23.5% | 31 |
| Financial incentives would not motivate me | 10.6% | 14 |
| An insurance premium discount | 57.6% | 76 |
| Building permit fee waiver/reduction | 33.3% | 44 |
| Mortgage discount (for portion of retrofit cost) | 38.6% | 51 |
| Property tax break (portion of retrofit cost) | 55.3% | 73 |
| Low interest rate loan to cover improvements | 35.6% | 47 |
| Grant funding (for portion of retrofit cost) | 47.0% | 62 |
| Other (please specify) "See Responses Next Page" | | 9 |
| <i>answered question</i> | | 132 |
| <i>skipped question</i> | | 6 |

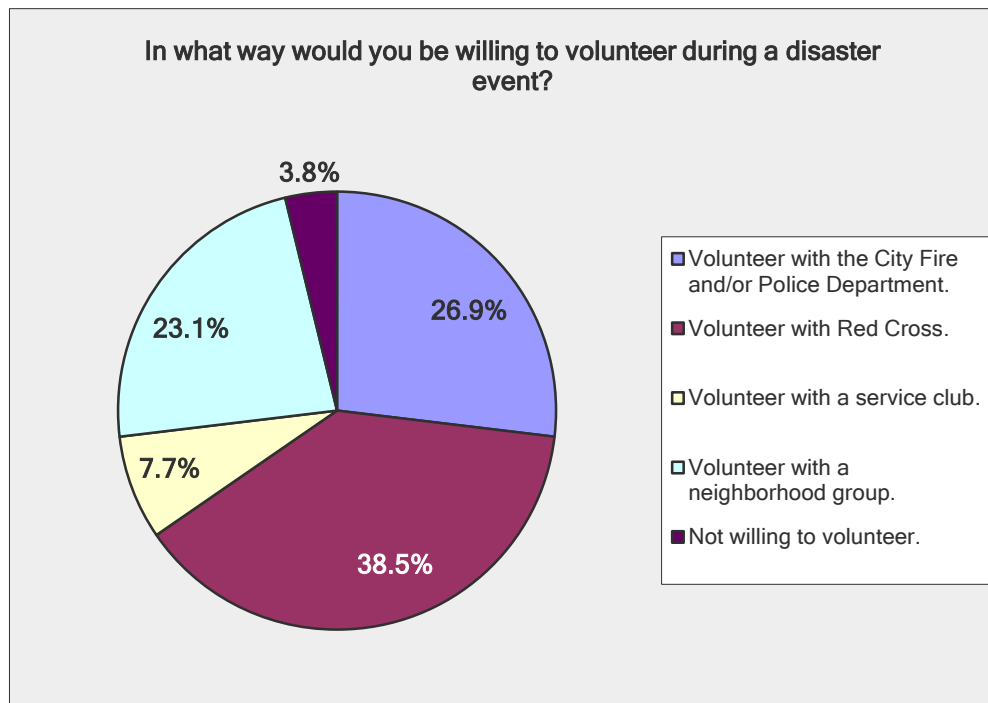


Natural Hazard Community Awareness Survey
 Question #14

| Other (please specify) | |
|------------------------|--|
| 1 | I rent |
| 2 | Need financial assistance to make improvements and store supplies |
| 3 | NONE: Gov't Incentives = Handouts = Creating Dependency |
| 4 | We rent - up to landlord to provide |
| 5 | I'm a renter- so I'm not sure if this applies. |
| 6 | I do not own a house |
| 7 | What do you mean by "hazard mitigation improvements on my home"? Do you have suggestions? |
| 8 | What kind of improvements can be done at an individual property? This doesn't make sense. I don't think government should be spending (much) money for this. |
| 9 | however I rent |

Natural Hazard Community Awareness Survey
Question #15

| In what way would you be willing to volunteer during a disaster event? | | |
|--|------------------|----------------|
| Answer Options | Response Percent | Response Count |
| Volunteer with the City Fire and/or Police Department. | 26.9% | 7 |
| Volunteer with Red Cross. | 38.5% | 10 |
| Volunteer with a service club. | 7.7% | 2 |
| Volunteer with a neighborhood group. | 23.1% | 6 |
| Not willing to volunteer. | 3.8% | 1 |
| Other (please specify) "See Responses Next Page" | | 9 |
| <i>answered question</i> | | 26 |
| <i>skipped question</i> | | 112 |

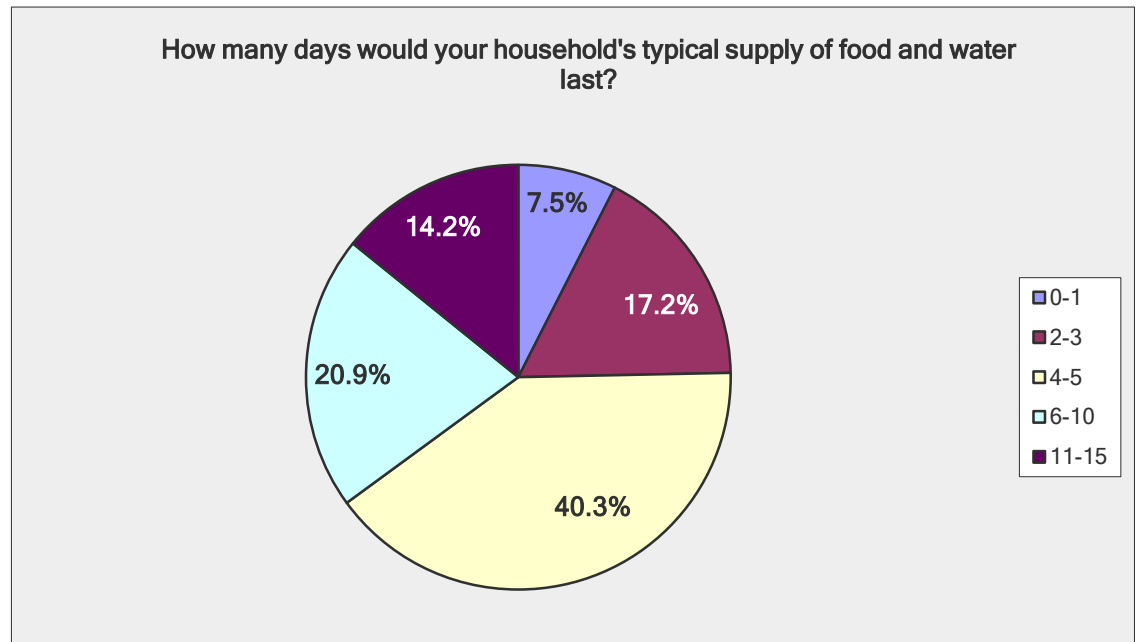


Natural Hazard Community Awareness Survey
Question #15

| Other (please specify) | |
|------------------------|---|
| 1 | I'm too old to do it |
| 2 | Volunteer with Red Cross also marked. |
| 3 | Also, volunteer with a neighborhood group was marked. |
| 4 | Also volunteer with a neighborhood group |
| 5 | Volunteer with a service club was also marked. |
| 6 | Volunteer w/Red Cross was marked, too. |
| 7 | Volunteer with a neighborhood group, also marked |
| 8 | I will volunteer with the first 4 entities above. |
| 9 | Volunteer with local church organization |

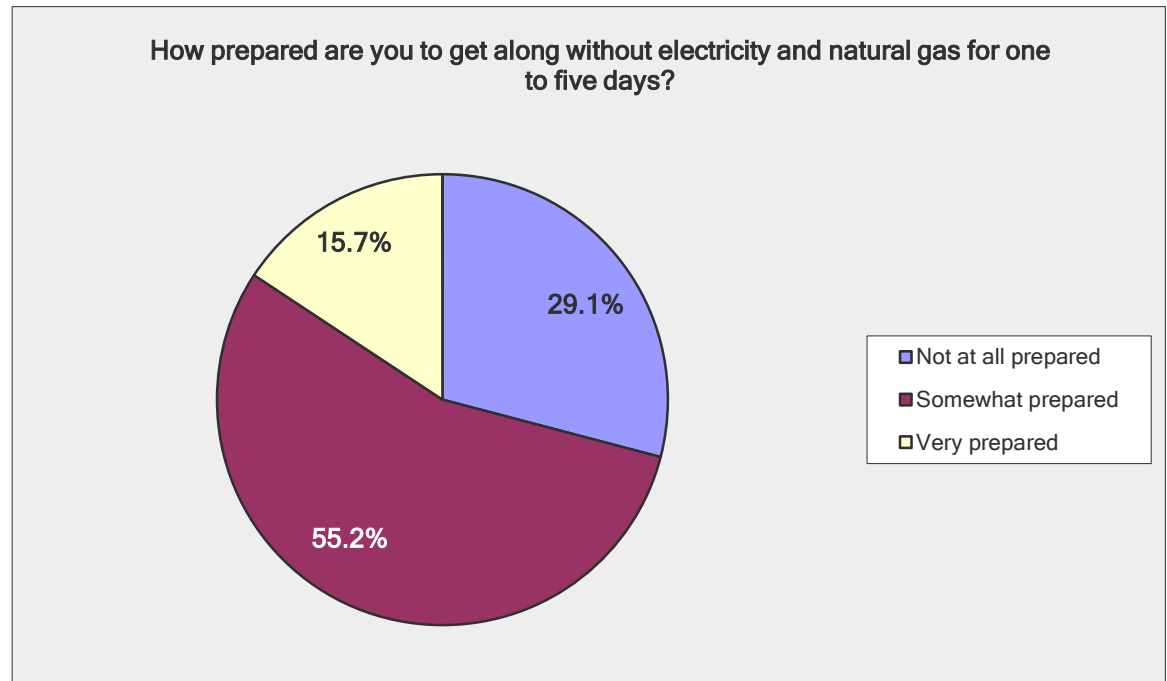
Natural Hazard Community Awareness Survey
Question #16

| How many days would your household's typical supply of food and water last? | | |
|---|------------------|----------------|
| Answer Options | Response Percent | Response Count |
| 0-1 | 7.5% | 10 |
| 2-3 | 17.2% | 23 |
| 4-5 | 40.3% | 54 |
| 6-10 | 20.9% | 28 |
| 11-15 | 14.2% | 19 |
| <i>answered question</i> | | 134 |
| <i>skipped question</i> | | 4 |



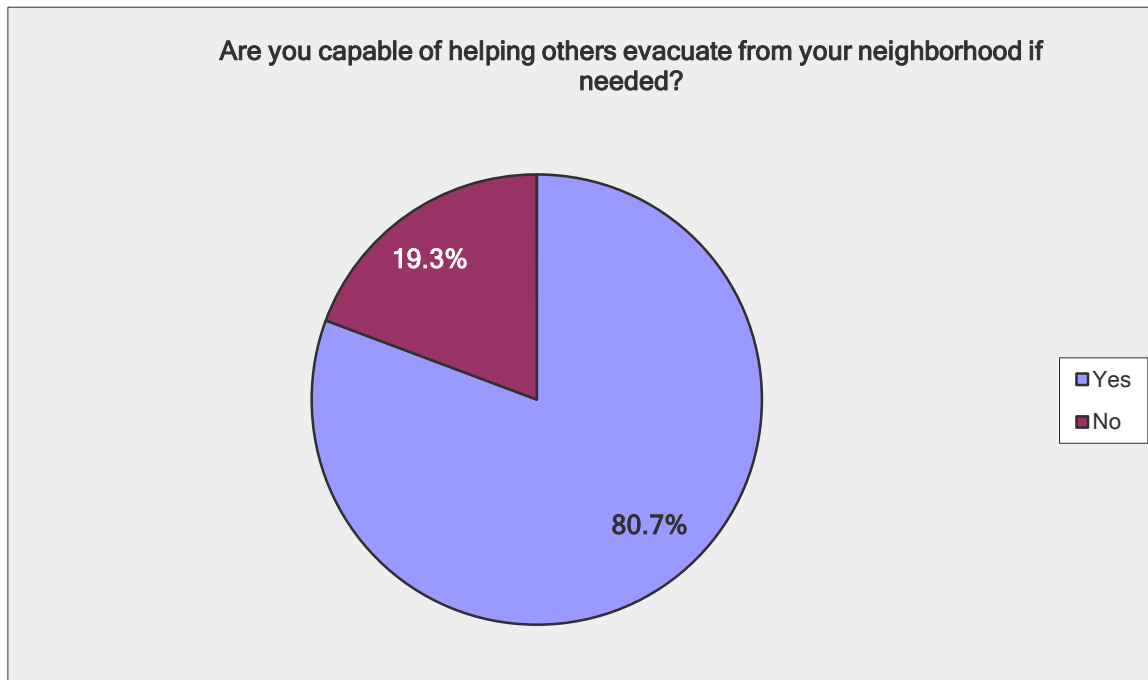
Natural Hazard Community Awareness Survey
Question #17

| How prepared are you to get along without electricity and natural gas for one to five days? | | |
|---|------------------|----------------|
| Answer Options | Response Percent | Response Count |
| Not at all prepared | 29.1% | 39 |
| Somewhat prepared | 55.2% | 74 |
| Very prepared | 15.7% | 21 |
| <i>answered question</i> | | 134 |
| <i>skipped question</i> | | 4 |



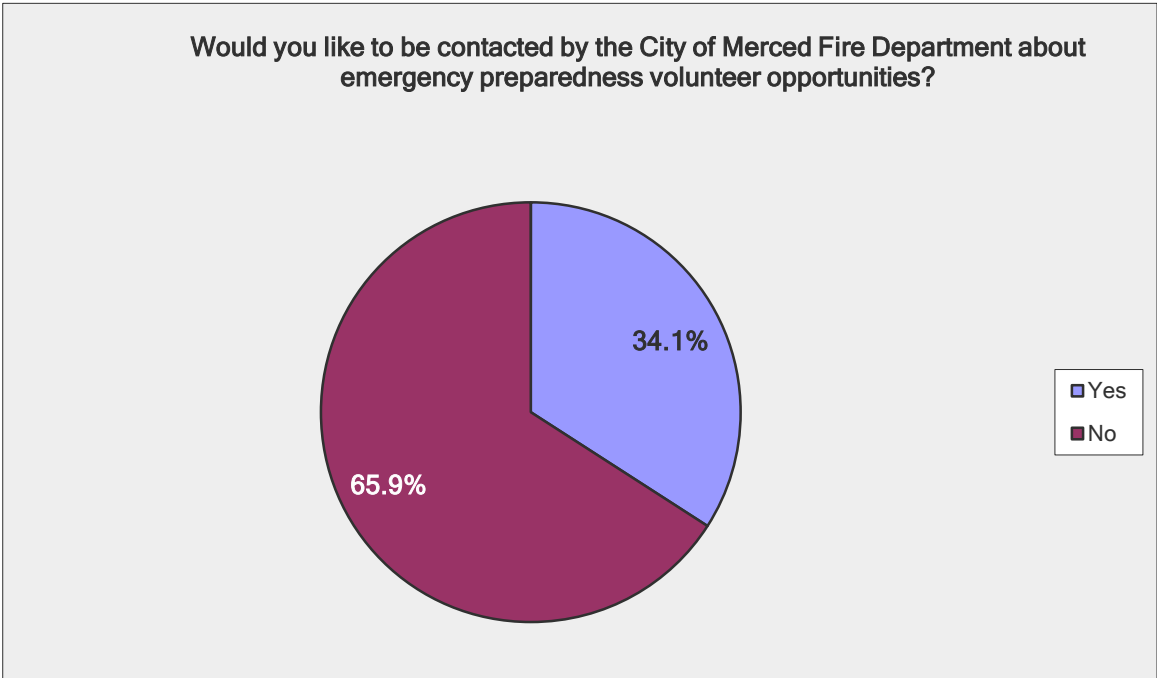
Natural Hazard Community Awareness Survey
Question #18

| Are you capable of helping others evacuate from your neighborhood if needed? | | |
|--|------------------|----------------|
| Answer Options | Response Percent | Response Count |
| Yes | 80.7% | 109 |
| No | 19.3% | 26 |
| <i>answered question</i> | | 135 |
| <i>skipped question</i> | | 3 |



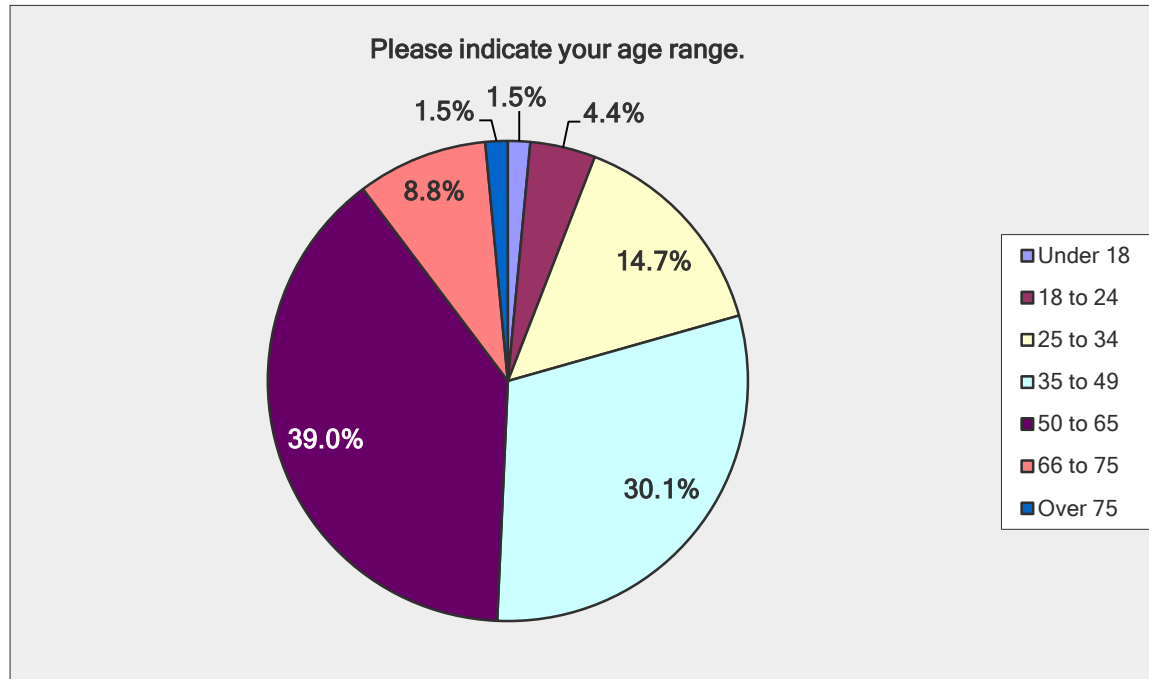
Natural Hazard Community Awareness Survey
Question #19

| Would you like to be contacted by the City of Merced Fire Department about emergency preparedness volunteer opportunities? | | |
|--|------------------|----------------|
| Answer Options | Response Percent | Response Count |
| Yes | 34.1% | 46 |
| No | 65.9% | 89 |
| <i>answered question</i> | | 135 |
| <i>skipped question</i> | | 3 |



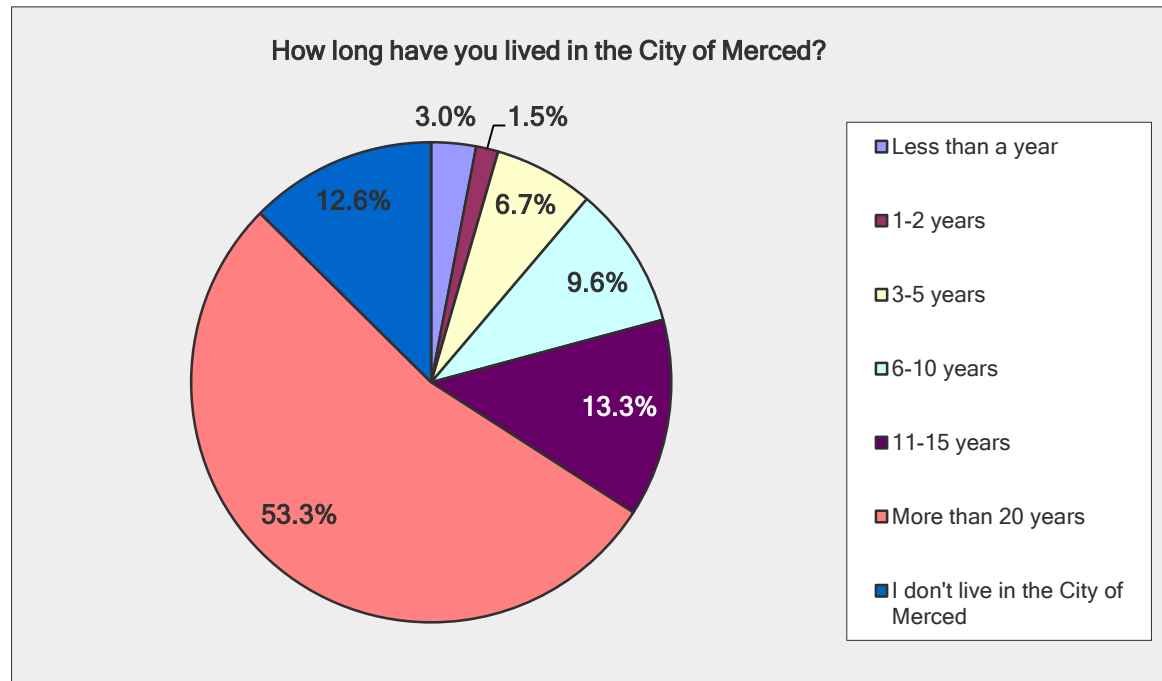
Natural Hazard Community Awareness Survey
Question #20

| Please indicate your age range. | | |
|---------------------------------|------------------|----------------|
| Answer Options | Response Percent | Response Count |
| Under 18 | 1.5% | 2 |
| 18 to 24 | 4.4% | 6 |
| 25 to 34 | 14.7% | 20 |
| 35 to 49 | 30.1% | 41 |
| 50 to 65 | 39.0% | 53 |
| 66 to 75 | 8.8% | 12 |
| Over 75 | 1.5% | 2 |
| <i>answered question</i> | | 136 |
| <i>skipped question</i> | | 2 |



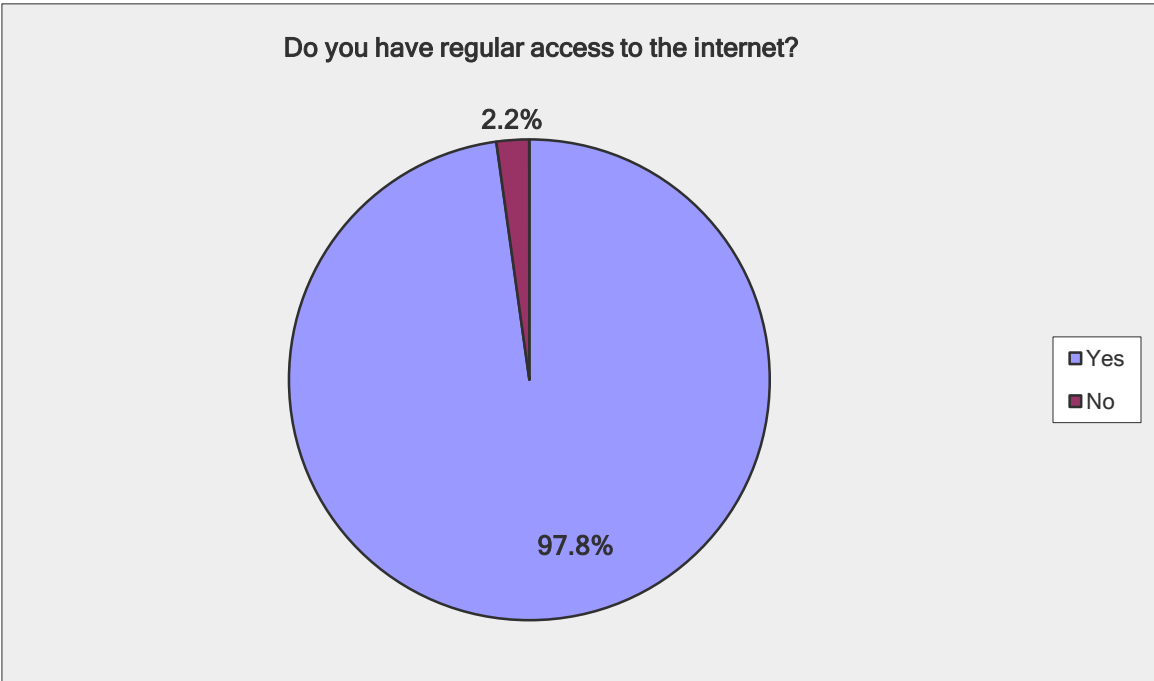
Natural Hazard Community Awareness Survey
Question #21

| How long have you lived in the City of Merced? | | |
|--|------------------|----------------|
| Answer Options | Response Percent | Response Count |
| Less than a year | 3.0% | 4 |
| 1-2 years | 1.5% | 2 |
| 3-5 years | 6.7% | 9 |
| 6-10 years | 9.6% | 13 |
| 11-15 years | 13.3% | 18 |
| More than 20 years | 53.3% | 72 |
| I don't live in the City of Merced | 12.6% | 17 |
| <i>answered question</i> | | 135 |
| <i>skipped question</i> | | 3 |



Natural Hazard Community Awareness Survey
Question #22

| Do you have regular access to the internet? | | |
|---|------------------|----------------|
| Answer Options | Response Percent | Response Count |
| Yes | 97.8% | 133 |
| No | 2.2% | 3 |
| <i>answered question</i> | | 136 |
| <i>skipped question</i> | | 2 |



Natural Hazard Community Awareness Survey
Question #23

| Are there any other issues regarding the reduction of risk or loss associated with hazards or disasters in the community that are important to you? | |
|---|----------------|
| Answer Options | Response Count |
| | 34 |
| <i>answered question</i> | 34 |
| <i>skipped question</i> | 104 |

| | Response Text |
|----|--|
| 1 | City parks playground equipment; some parks have slides/equipment that could cause burns due to excessive heat exposure of equipment in the sun. |
| 2 | No |
| 3 | None |
| 4 | Water contamination |
| 5 | No |
| 6 | Water and electricity in an emergency |
| 7 | .. |
| 8 | Internet source for those who don't watch TV, listen to local radio, or subscribe to the local newspapers. |
| 9 | Not everyone is aware of disaster preparedness or the need for it. Perhaps having neighborhood sponsored education on such an issue will create awareness. For the poorer neighborhoods, having a minimum free kit for families will help and be an incentive for families to attend such informational meetings about this topic. |
| 10 | Did we cover transportation for the elderly? Your survey is designed for homeowners which makes it hard to answer some questions. |
| 11 | I am responding as a head of Child Welfare Attendance & Safety for the Merced Union High School District and as a citizen. Preparedness for gang-related violence in the community spilling over into the school setting is a high concern. I would like to see this addressed in the mitigation plan. |
| 12 | no |
| 13 | Can't presently think of any. |

Natural Hazard Community Awareness Survey

Question #23

| | |
|----|---|
| 14 | Empty unsightly structures pose a threat to homeless and fire. |
| 15 | HOMELESS PERSONS GATHERING AROUND COMMERCIAL PROPERTIES IN THE ALLEY AS WELL AS DARK CORNER OF PROPERTIES DUE TO NO LIGHTING AND NOT ENOUGH LIGHTING. LOT OF GARBAGE AND ILLEGAL DRUG USES THAT MAY CAUSE FIRE |
| 16 | The City needs to clean up the weeds before a fire breaks out |
| 17 | No |
| 18 | Assessing danger of Lake Yosemite dam failure in the case of an earthquake |
| 19 | I somewhat disagree with the statement in #13 because the public is not always aware of what hazards they may be vulnerable to, such as gas pipelines, flood potential from dams, industrial hazards, etc. It is the responsibility of those creating or knowing about those hazards to inform the public, enforced by government entities making sure that they do this. |
| 20 | waste of taxpayer's fund for surveys and action plans like this one |
| 21 | Don't allow buildings in floodplains. Don't allow insurance for buildings in floodplains. Simple. |
| 22 | no |
| 23 | No Gov't regulations should apply to only Gov't or public property not private property. Also there is enough police and fire personnel responders. Our town has too many above ground wires and wires underground not sufficiently marked. |
| 24 | Learning about any man-made hazards |
| 25 | People with the correct information are better able to help themselves. Keep getting the word out on what steps are needed to protect the people of Merced. Use billboards to get the word out it works (keep it short and simple with few words). |
| 26 | not that I can think of at the moment |
| 27 | Telephone and cable lines that hang over housing on the west side is extremely dangerous. Is the city's plans for lying above ground wiring underground? |
| 28 | THE CITY SHOULD HAVE A NUMBER OF STREETS, MARKED AS EMERGENCY EVACUATION ROUTES |
| 29 | Yes, the helicopters going to Mercy fly right over my house, from the south. Can't they approach from the north so they fly in over fields? |

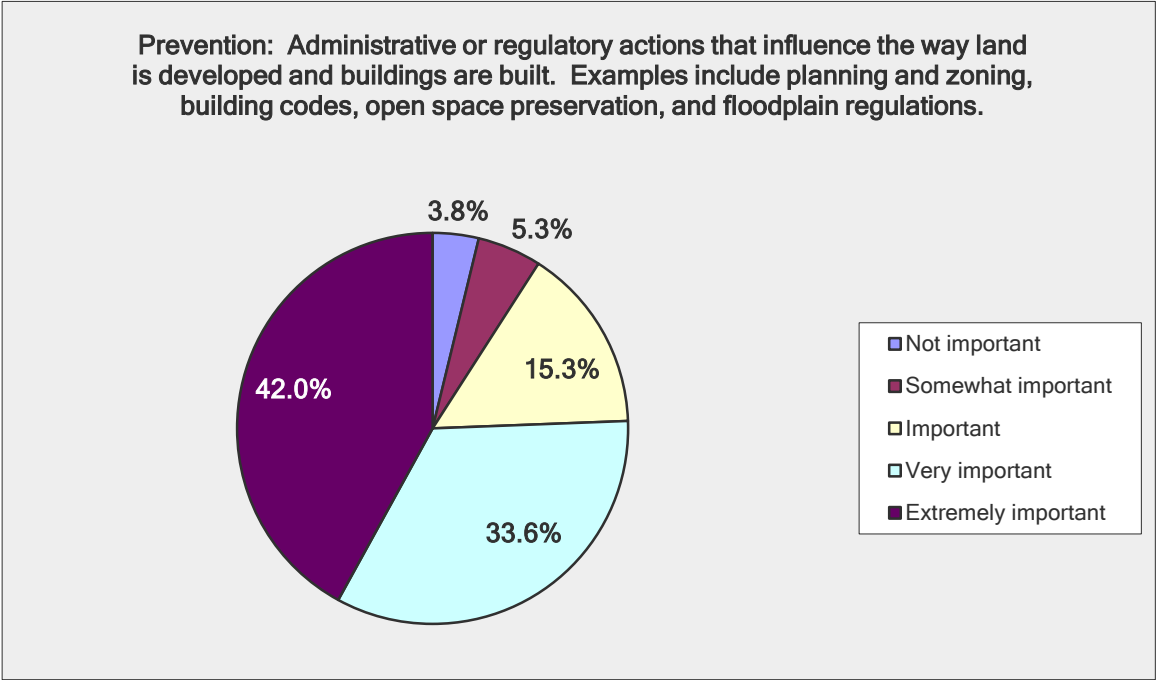
Natural Hazard Community Awareness Survey
Question #23

| | |
|----|--|
| 30 | Do we have solar powered generators like Concentrated Solar mirrors? |
| 31 | Evac options for leaving the city if necessary. Locations on city emergency shelters |
| 32 | What kind of plan does the city have for an influx of refugees from the coastal areas? A couple of hundred folks showed up in Los Banos fleeing the supposed tsunami a few months back and no one had a clue as to what to do with them. Could easily happen here. |
| 33 | Illegal roadside dumping. |
| 34 | n/a |

Natural Hazard Community Awareness Survey
 Question #24

Prevention: Administrative or regulatory actions that influence the way land is developed and buildings are built. Examples include planning and zoning, building codes, open space preservation, and floodplain regulations.

| Answer Options | Response Percent | Response Count |
|--------------------------|------------------|----------------|
| Not important | 3.8% | 5 |
| Somewhat important | 5.3% | 7 |
| Important | 15.3% | 20 |
| Very important | 33.6% | 44 |
| Extremely important | 42.0% | 55 |
| <i>answered question</i> | | 131 |
| <i>skipped question</i> | | 7 |

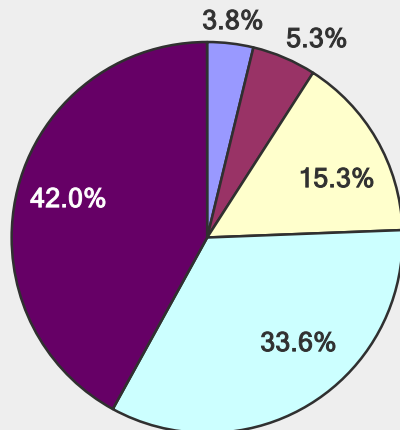


Natural Hazard Community Awareness Survey
Question #25

Prevention: Administrative or regulatory actions that influence the way land is developed and buildings are built. Examples include planning and zoning, building codes, open space preservation, and floodplain regulations.

| Answer Options | Response Percent | Response Count |
|--------------------------|------------------|----------------|
| Not important | 3.8% | 5 |
| Somewhat important | 5.3% | 7 |
| Important | 15.3% | 20 |
| Very important | 33.6% | 44 |
| Extremely important | 42.0% | 55 |
| <i>answered question</i> | | 131 |
| <i>skipped question</i> | | 7 |

Prevention: Administrative or regulatory actions that influence the way land is developed and buildings are built. Examples include planning and zoning, building codes, open space preservation, and floodplain regulations.

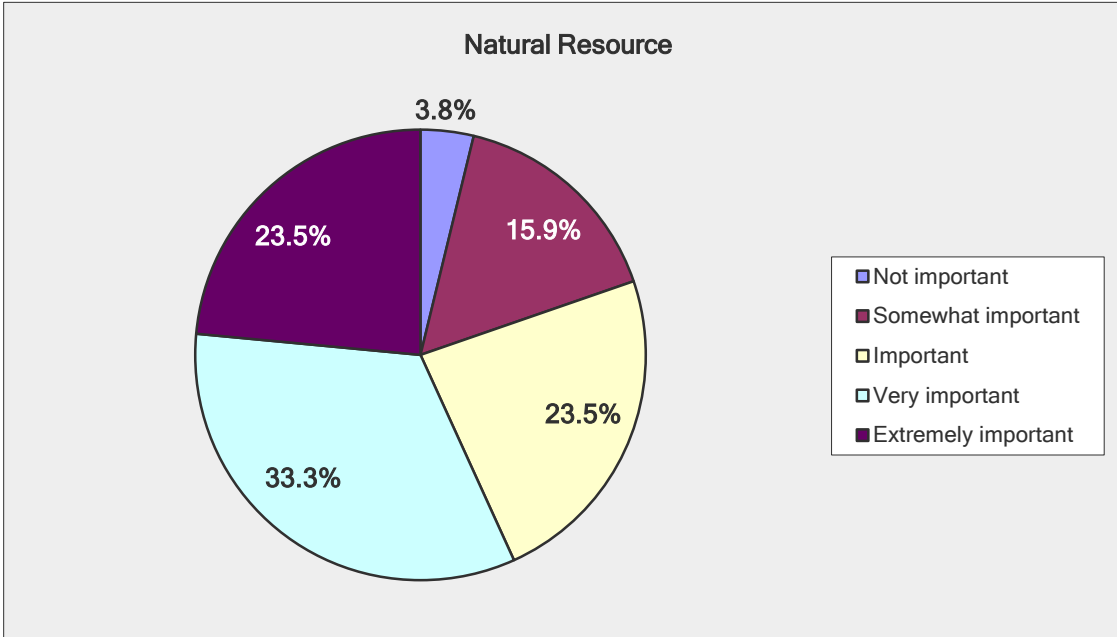


- Not important
- Somewhat important
- Important
- Very important
- Extremely important

Natural Hazard Community Awareness Survey
Question #26

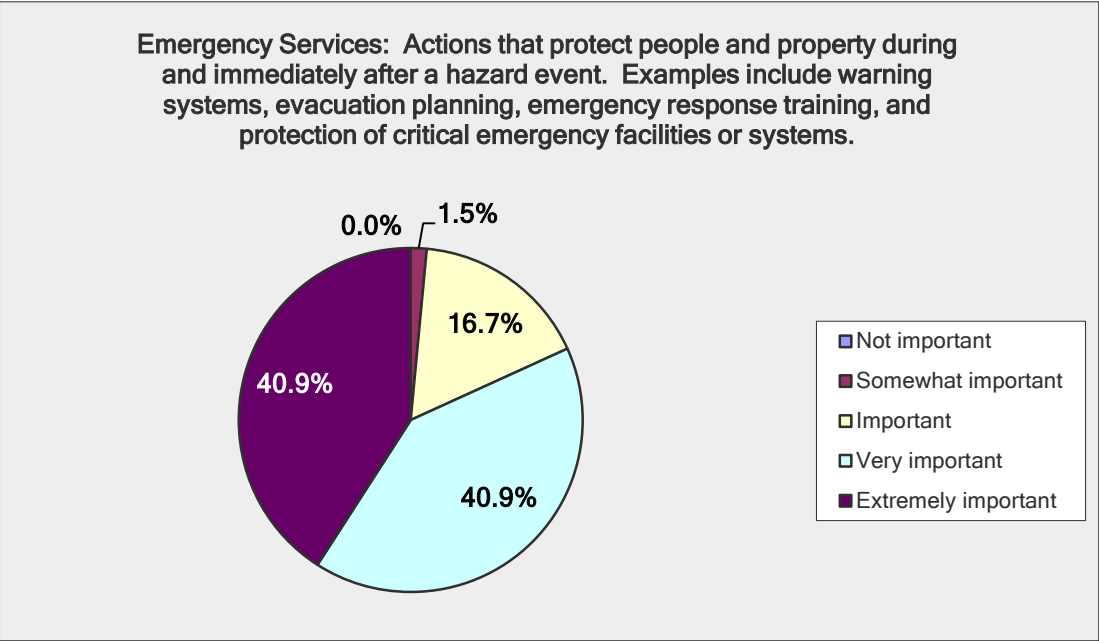
Natural Resource Protection: Actions that, in addition to minimizing hazard losses, also preserve or restore the functions of natural systems. Examples include: floodplain protection, habitat preservation, slope stabilization, riparian buffers, and forest management.

| Answer Options | Response Percent | Response Count |
|--------------------------|------------------|----------------|
| Not important | 3.8% | 5 |
| Somewhat important | 15.9% | 21 |
| Important | 23.5% | 31 |
| Very important | 33.3% | 44 |
| Extremely important | 23.5% | 31 |
| <i>answered question</i> | | 132 |
| <i>skipped question</i> | | 6 |



Natural Hazard Community Awareness Survey
 Question #27

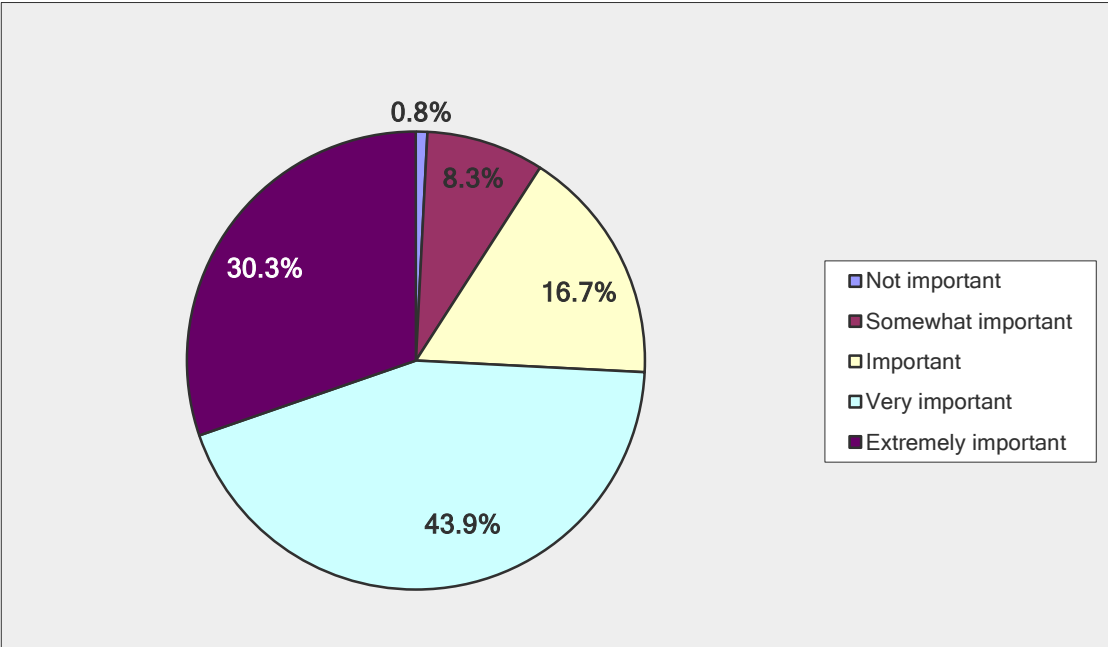
| Emergency Services: Actions that protect people and property during and immediately after a hazard event. Examples include warning systems, evacuation planning, emergency response training, and protection of critical emergency facilities or systems. | | |
|---|------------------|----------------|
| Answer Options | Response Percent | Response Count |
| Not important | 0.0% | 0 |
| Somewhat important | 1.5% | 2 |
| Important | 16.7% | 22 |
| Very important | 40.9% | 54 |
| Extremely important | 40.9% | 54 |
| <i>answered question</i> | | 132 |
| <i>skipped question</i> | | 6 |



Natural Hazard Community Awareness Survey
Question #28

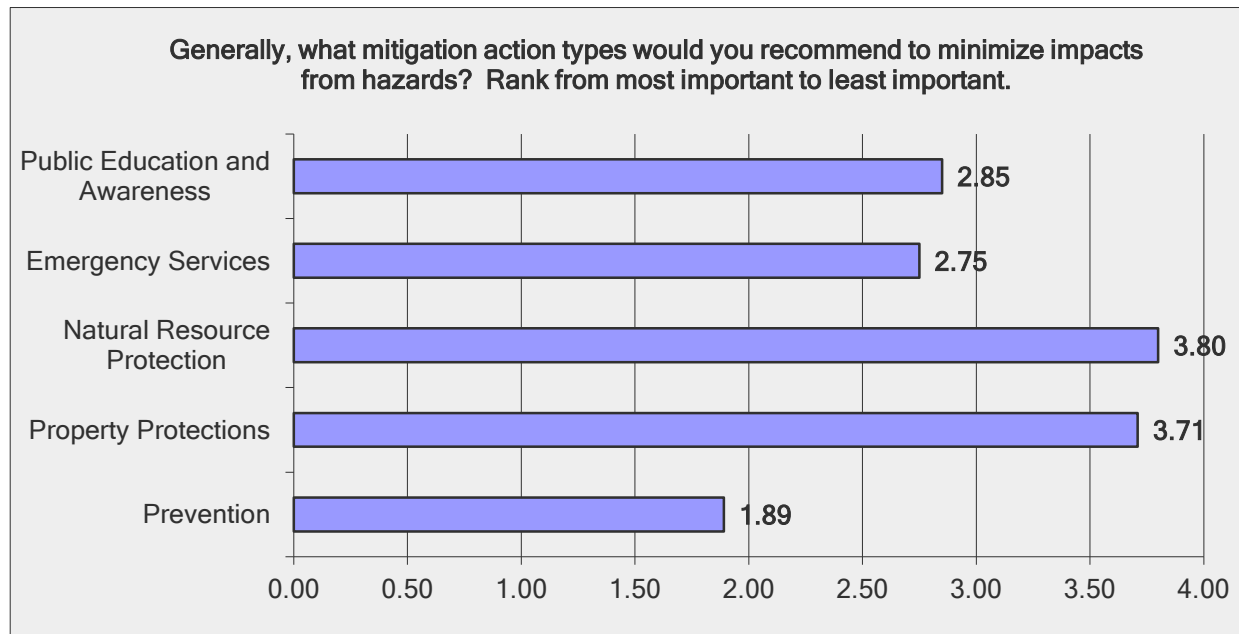
Public Education and Awareness: Actions to inform citizens about hazards and the techniques they can use to protect themselves and their property. Examples include outreach projects, school education programs, library materials, and demonstration events.

| Answer Options | Response Percent | Response Count |
|--------------------------|------------------|----------------|
| Not important | 0.8% | 1 |
| Somewhat important | 8.3% | 11 |
| Important | 16.7% | 22 |
| Very important | 43.9% | 58 |
| Extremely important | 30.3% | 40 |
| <i>answered question</i> | | 132 |
| <i>skipped question</i> | | 6 |



Natural Hazard Community Awareness Survey
Question #29

| Generally, what mitigation action types would you recommend to minimize impacts from hazards? Rank from most important to least important. | | | | | | | |
|--|----|----|----|----|----|----------------|----------------|
| Answer Options | 1 | 2 | 3 | 4 | 5 | Rating Average | Response Count |
| Prevention | 35 | 12 | 11 | 4 | 3 | 1.89 | 65 |
| Property Protections | 3 | 11 | 7 | 25 | 19 | 3.71 | 65 |
| Natural Resource Protection | 4 | 7 | 13 | 15 | 26 | 3.80 | 65 |
| Emergency Services | 11 | 16 | 20 | 14 | 4 | 2.75 | 65 |
| Public Education and Awareness | 12 | 19 | 14 | 7 | 13 | 2.85 | 65 |
| <i>answered question</i> | | | | | | | 65 |
| <i>skipped question</i> | | | | | | | 73 |



Natural Hazard Community Awareness Survey
Question #30

What specific action would you suggest to property owners, renters, or local governments to reduce impacts from future hazard events? These can be big or small, and occur before, during, or after a hazard event.

| Answer Options | Response Count |
|--------------------------|----------------|
| | 22 |
| <i>answered question</i> | 22 |
| <i>skipped question</i> | 116 |

| Options | Response Text |
|---------|--|
| 1 | Education |
| 2 | Always practice emergency procedures so you are prepared. |
| 3 | Just be aware, and have a plan. Knowledge is the key. |
| 4 | Reassessing buildings after 10 years |
| 5 | Not sure. Maybe making people aware. |
| 6 | Better community awareness |
| 7 | To have water available. Electricity/Medical |
| 8 | With public awareness & education, home owners/renters can prepare & protect themselves as much as possible |
| 9 | The farmers, agricultural entities, suppliers, etc that deal with transportation with or handling of hazardous chemicals or dangerous mechanical equipment. |
| 10 | As an owner, I would like to have a check off list of things I can do that is low cost or no cost that will prevent major damage to the house and security of mind for my family's safety. |
| 11 | I'm elderly and my husband is disabled. I no longer drive. We would need help in event of prolonged power loss or worse. |
| 12 | Contact your child's school to find out about their plans in case they occur during school hours. |

Natural Hazard Community Awareness Survey

Question #30

| | |
|----|--|
| 13 | #28 is difficult to prioritize, since the City of Merced clearly has no history of or desire to actually enforce the codes already on the books! While Code Enforcement officers are quite capable, they are not given the authority or support to actually do their jobs in an effective manner. Therefore it is hard to decide on the proper priorities, given the fact the City does not utilize the tools it does have in a manner to protect its citizens - that includes continual failure to effectively ENFORCE existing codes, failure to issue citations to repeat offenders and failure to utilize the Administrative Citation process that is on the books now. So, I wouldn't see much point in adopting more codes that won't be enforced. The City Manager and Department head Mr. Gonzalves obviously don't want to actually enforce codes, so what is the point of even having them?!? Their refusal to provide simple code enforcement services in an effective manner puts people at risk and their lack of political will to actually do their jobs is itself a real hazard to the citizens of this community. |
| 14 | Don't build in areas that flood. Make them parks and nature preserves. |
| 15 | Review and Updating of Hazards Plan for the city. |
| 16 | Keep structures current on looking good and working order. |
| 17 | Do not allow contractors to build in flood zones, danger zones or any areas that may produce a future risk. |
| 18 | Be aware of the public announcement and proper information needed from government agencies. |
| 19 | Don't build where it floods. Remove buildings from flooding areas and open the flood channels back up with more parks. |
| 20 | Be aware of the potential dangers where you live. |
| 21 | Sand bags in case of flooding, materials in case of train derailment |
| 22 | Remind people they have fresh water in their hot water tanks that can be used in an emergency. |