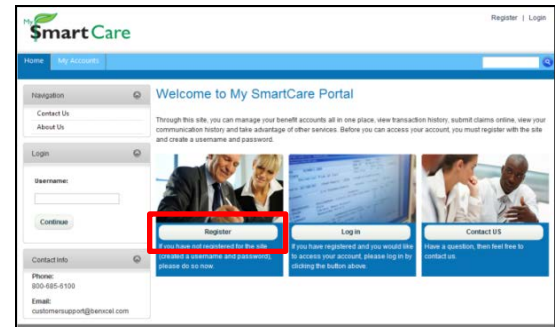


## My SmartCare Portal Account

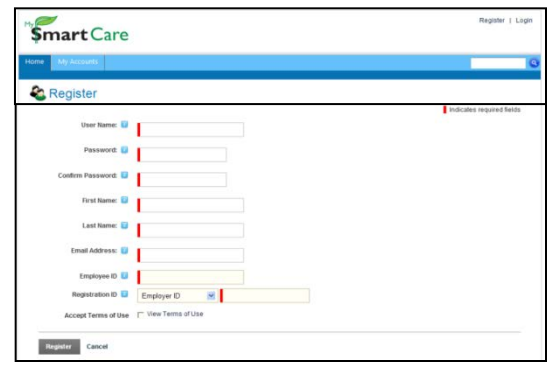
### REGISTRATION

Log on to <https://www.mywealthcareonline.com/bccsmartcare/> and click the “Register” option.



Once at the Registration screen, complete all of the required fields:

- User Name (*must be between 7 and 20 characters*)
- Password
  - *Must contain between 8 and 16 characters*
  - *Cannot be the same as or contain the username*
  - *Cannot contain a repeating character 3 or more times*
  - *Cannot contain any spaces*
  - *Must contain at least 3 of the 4 following types of characters:*
    - *An upper case character*
    - *A lower case character*
    - *A special character (#, !, @, etc.)*
    - *A number*
- Confirm Password
- First Name
- Last Name
- E-mail Address
- Employee ID (*your SSN*)
- Registration ID (*your card number*)
  - *From the drop-down menu, choose ‘Card Number’*
- Review the Terms of use and then select the “Accept Terms of Use” button



Click ‘Register’ to proceed.

Once you have completed the registration process, My SmartCare will automatically prompt you to begin the “Secure Authentication” process. This provides additional security to your debit card account. By following the steps on the next page, you can not only ensure that your information is being protected, but you can also reset your own password without calling BCC’s Customer Service Center. Please note that if you exit the authentication process before completion, you will have to start at the beginning next time you log in to My SmartCare.

## My SmartCare Portal Account

### SECURE AUTHENTICATION

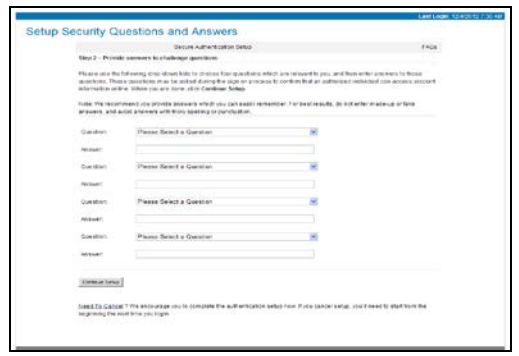
A personal passphrase and security image are displayed each time you attempt to sign on to My SmartCare.

- Enter a personal passphrase in the text box
  - *Can be up to 40 characters long*
- Select a picture from the security images displayed
- Click 'Continue Setup' when finished



Next you must choose and answer four security questions to verify your identity when you attempt to log in to My SmartCare.

- Use the drop-down lists to choose your questions
- Type your responses to the questions in the 'Answer' boxes located under each question
- Click 'Continue Setup' when finished



You can register this computer as a location that is authorized to access your account information, letting you bypass the security questions when logging in. This allows for faster sign on from the registered computer only.

- Click 'Register This Computer' or 'Do Not Register This Computer'
- Click 'Continue Setup' when finished

When the 'Setup Confirmed' screen appears, you have successfully completed the authentication process for My SmartCare. To view your account information, click 'Proceed to Account'.

If you have questions regarding your account(s), please contact BCC's Customer Service Center at 1-800-685-6100.